



हिंदुस्तान ऑर्गेनिक केमिकल्स लिमिटेड  
HINDUSTAN ORGANIC CHEMICALS LIMITED  
(भारत सरकार का एक उद्यम)  
(A Government of India Enterprise)  
अम्बालामुगल, एर्नाकुलम जिला, पिन - 682 302।  
फ़ोन: (0484) 2720911, फ़ैक्स नंबर (0484) 2720893  
AMBALAMUGAL, Ernakulam District, PIN – 682 302.  
Phone: (0484) 2720911, FAX No. (0484) 2720893

**ई-निविदा सूचना**  
**E- TENDER NOTICE**

**दो-बोली प्रणाली** के तहत ई-बोली आमंत्रित की निम्नलिखित कार्य के लिए :

HOCL Invites e-Bids under the **Two-bid system** for the following work:

क्रम.नहीं। Sl.No.	वस्तु का विवरण और निविदा संख्या Description of Item and Tender No.
1	<b>संयंत्र और गैर संयंत्र क्षेत्रों में विविध सिविल रखरखाव कार्य 2025-2026</b> <b>एचओसीएल निविदा संदर्भ: CIV10245/2025</b> <b>MISCELLANEOUS CIVIL MAINTENANCE WORKS IN PLANT AND NON-PLANT AREAS 2025-2026</b> <b>HOCL Tender Ref: CIV10245/2025</b>

निविदा दस्तावेज [www.hoclkochi.com](http://www.hoclkochi.com) या [www.eprocure.gov.in](http://www.eprocure.gov.in) से डाउनलोड किए जा सकते हैं।

Tender documents may be downloaded from [www.hoclkochi.com](http://www.hoclkochi.com) or [www.eprocure.gov.in](http://www.eprocure.gov.in).

निविदा में भाग लेने के लिए कृपया एनआईसी ई-प्रोक्योरमेंट पोर्टल (यूआरएल: <https://eprocure.gov.in/eprocure/app> ) पर पंजीकरण करा सकती हैं। निर्दिष्ट ऑनलाइन प्रक्रिया के अलावा किसी अन्य माध्यम से प्रस्तुत निविदाएँ स्वीकार नहीं की जाएँगी। कृपया प्रस्ताव प्रस्तुत करने से पहले किसी भी परिशिष्ट/शुद्धिपत्र/विस्तार के लिए उपरोक्त साइटों को नियमित रूप से देखें।

Interested parties may please get registered with NIC e-procurement portal (URL: <https://eprocure.gov.in/eprocure/app>) to participate in the tender. Tenders submitted other than through online procedure specified will not be accepted. Please visit the above sites regularly for any addendum/ corrigendum/ extension before submitting the offers.

विनिर्देशों और नियमों व शर्तों की पुष्टि करते हुए **दो-बोली प्रणाली** के तहत अपनी ई-बोली प्रस्तुत करें।

Please submit your E-bids under the **Two-bid system** confirming to the specifications and the terms and conditions.

ईएमडी - बोली के साथ **59,900/- रुपये की ईएमडी** जमा करनी होगी (डीडी की एक प्रति अपलोड करें/एनईएफटी/आरटीजीएस और बैंक गारंटी के माध्यम से मूल प्रति डाक के माध्यम से नीचे दिए गए संपर्क व्यक्तियों को भेजें)

निविदा का विवरण संलग्न सूची में दर्शाया गया है।

EMD - EMD of **Rs. 59,900/-** to be submitted along with the bid (upload a copy of the DD/ thro' NEFT /RTGS and Bank Guarantee also sent the original through post to the contact persons referred below)

The details of the tender are as shown in INDEX enclosed.

हिंदुस्तान ऑर्गेनिक केमिकल्स लिमिटेड की ओर से  
For and on behalf of HINDUSTAN ORGANIC CHEMICALS LIMITED  
(जीएसटीएन: 32AAACH2663P1ZG)  
(सीआईएन: I99999MN1960GOI011895)

अजीत एम. दिवाकरन | AJIT M. DIVAKARAN  
मुख्य अभियंता (यांत्रिक/यूटीवाइ/सिविल) | CHIEF ENGINEER (MECHANICAL/UTY/CIVIL)



हिंदुस्तान ऑर्गेनिक केमिकल्स लिमिटेड  
HINDUSTAN ORGANIC CHEMICALS LIMITED  
(भारत सरकार का एक उद्यम)  
(A Government of India Enterprise)  
अम्बालामुगल, एर्नाकुलम जिला, पिन - 682 302।  
फ़ोन: (0484) 2720911, फ़ैक्स नंबर (0484) 2720893  
AMBALAMUGAL, Ernakulam District, PIN – 682 302.  
Phone: (0484) 2720911, FAX No. (0484) 2720893

**संयंत्र और गैर संयंत्र क्षेत्रों में विविध सिविल रखरखाव कार्य 2025-2026**  
**MISCELLANEOUS CIVIL MAINTENANCE WORKS IN PLANT AND NON PLANT AREAS 2025-2026**

**एचओसीएल निविदा संदर्भ: CIV10245/2025**  
**HOCL Tender Ref: CIV10245/2025**

प्रिय महोदय/Dear Sir,

हिंदुस्तान ऑर्गेनिक केमिकल्स लिमिटेड, भारत सरकार का एक उपक्रम है जो कोच्चि, केरल स्थित अपने संयंत्र में फिनोल, एसीटोन और हाइड्रोजन पेरोक्साइड का उत्पादन करता है। HOCL निम्नलिखित के लिए ई-निविदाएं आमंत्रित करता है: **संयंत्र और गैर संयंत्र क्षेत्रों में विविध सिविल रखरखाव कार्य 2025-2026।**

Hindustan Organic Chemicals Limited is a Government of India Undertaking manufacturing Phenol, Acetone & Hydrogen Peroxide at its plant at Kochi, Kerala, India. HOCL invites e-tenders for **MISCELLANEOUS CIVIL MAINTENANCE WORKS IN PLANT AND NON PLANT AREAS 2025-2026.**

HOCL ने मेसर्स NIC के साथ उनके पोर्टल <https://eprocure.gov.in/eprocure/app> के माध्यम से ई-प्रोक्योरमेंट के लिए एक समझौता किया है। कृपया इस निविदा में भाग लेने के लिए NIC के साथ विक्रेता के रूप में पंजीकरण कराएँ।

HOCL has entered into an agreement with M/s. NIC for e-procurement through their portal <https://eprocure.gov.in/eprocure/app>. You may please get registered as a vendor with NIC for participating in this tender.

निविदा दस्तावेज HOCL वेबसाइट [www.hoclkochi.com](http://www.hoclkochi.com) और <https://eprocure.gov.in/eprocure/app> पर अपलोड किए गए हैं  
Tender documents are uploaded in HOCL website [www.hoclkochi.com](http://www.hoclkochi.com) & <https://eprocure.gov.in/eprocure/app>

**संलग्न दस्तावेजों की सूची संलग्न है। आपसे अनुरोध है कि कृपया अपनी निविदा तैयार/जमा करने से पहले सभी दस्तावेजों का विस्तार से अध्ययन कर लें।**

**Index of documents enclosed is attached herewith. You are requested to kindly go through all the documents in detail before preparing/submitting your tender.**

निर्धारित तिथि और समय से पहले **दो-बोली प्रणाली** पर अपना प्रस्ताव ऑनलाइन प्रस्तुत कर सकते हैं।  
You may submit your offer on **Two - bid system** online before the due date and time specified.

धन्यवाद/Thanking you,

आपका विश्वास/Your Faithfully,  
हिंदुस्तान ऑर्गेनिक केमिकल्स लिमिटेड के लिए,  
For Hindustan Organic Chemicals Limited,

अजीत एम. दिवाकरन | AJIT M. DIVAKARAN  
मुख्य अभियंता (यांत्रिक/यूटीआई/सिविल) | CHIEF ENGINEER (MECHANICAL/UTY/CIVIL)

**अनुक्रमणिका****INDEX****संयंत्र और गैर संयंत्र क्षेत्रों में विविध सिविल रखरखाव कार्यों के लिए निविदा सूचना 2025-2026****TENDER NOTICE FOR MISCELLANEOUS CIVIL MAINTENANCE WORKS IN PLANT AND NON PLANT AREAS  
2025-2026**

1	ऑनलाइन बोली प्रस्तुत करने के लिए सामान्य निर्देश GENERAL INSTRUCTIONS FOR ONLINE BID SUBMISSION	अनुलग्नक-I ANNEXURE-I
2	पूर्व-योग्यता मानदंडों के साथ निविदा के सामान्य नियम और शर्तें GENERAL TERMS AND CONDITIONS OF THE TENDER WITH PRE-QUALIFICATION CRITERIA	अनुलग्नक-II ANNEXURE-II
3	काम की गुंजाइश SCOPE OF WORK	अनुलग्नक-III ANNEXURE-III
4	अनुबंध की विशेष शर्तें SPECIAL CONDITIONS OF CONTRACT	अनुलग्नक-IV ANNEXURE-IV
5	अनुपालन / नो-डिविएशन स्टेटमेंट COMPLIANCE / NO-DEVIATION STATEMENT	अनुलग्नक-V ANNEXURE-V
6	अनुबंध की सामान्य शर्तों (जीसीसी) का अनुपालन COMPLIANCE OF GENERAL CONDITIONS OF CONTRACT (GCC)	अनुलग्नक-VI ANNEXURE-VI
7	जाँच सूची CHECK LIST	अनुलग्नक-VII ANNEXURE-VII
8	ईएसआई, पीएफ, श्रमकानून आदि – आवश्यकताएँ ESI, PF, LABOUR LAW ETC. – REQUIREMENTS	अनुलग्नक A ANNEXURE-A
9	श्रम कानून LABOUR LAWS	अनुलग्नकबी ANNEXURE-B
10	सुरक्षा, स्वास्थ्य और पर्यावरण (एसएचई) शर्तें SAFETY, HEALTH & ENVIRONMENT (SHE) CONDITIONS	अनुलग्नकसी ANNEXURE-C
11	ब्लैक लिस्टिंग/ हॉलिडे लिस्टिंग की घोषणा का प्रोफार्मा PROFORMA OF DECLARATION OF BLACK LISTING/ HOLIDAY LISTING	अनुलग्नकडी ANNEXURE-D
12	बोलीदाता का विवरण BIDDER DETAILS	अनुलग्नकई ANNEXURE-E
13	बोली की पुष्टि (5 लाख से अधिक) CONFIRMATION (MORE THAN 5 LAKHS BID)	अनुलग्नकएफ ANNEXURE-F
14	बोली सुरक्षा घोषणा BID SECURITY DECLARATION	अनुलग्नक-एच ANNEXURE-H
15	सार्वजनिक खरीद के लिए सत्यनिष्ठा संहिता पर घोषणा (सीओआईपीपी) DECLARATION ON CODE OF INTEGRITY FOR PUBLIC PROCUREMENT (COIPP)	अनुलग्नक-एल ANNEXURE-L
16	बैंक गारंटी (ईएमडी/सुरक्षा जमा के लिए) BANK GUARANTEE (FOR EMD/SECURITY DEPOSIT)	अनुलग्नक-क्यू ANNEXURE-Q
18	आदेश के अनुपालन की घोषणा DECLARATION OF COMPLIANCE OF ORDER	अनुलग्नक-आर ANNEXURE-R
19	वाहनों के उपयोग के लिए ठेकेदारों को निर्देश INSTRUCTION TO THE CONTRACTORS FOR USE OF VEHICLES	अनुलग्नक-एस ANNEXURE-S
20	निविदा प्रस्तुत करने के साथ घोषणा पत्र FORM OF DECLARATION ALONG WITH SUBMISSION OF TENDER	अनुलग्नक-डब्ल्यू ANNEXURE-W
21	मंचन के उपयोग के लिए मैनुअल MANUAL FOR USE OF SCAFFOLDING	अनुलग्नक-एसी ANNEXURE-AC

**इस दस्तावेज़ पर हस्ताक्षर किए जाने हैं और स्टाम्प बोलीदाता द्वारा सभी पृष्ठों पर ई-निविदा के साथ एक आवेदन प्रस्तुत किया गया**  
**This Document to be Signed and Stamped by Bidder on All Pages and Submitted along with the E-Tender**

### ऑनलाइन बोली प्रस्तुत करने के लिए सामान्य निर्देश **GENERAL INSTRUCTIONS FOR ONLINE BID SUBMISSION**

बोलीदाताओं को अपनी बोलियों की सॉफ्ट कॉपी केंद्रीय सार्वजनिक खरीद पोर्टल (भारत सरकार) पर इलेक्ट्रॉनिक रूप से, वैध डिजिटल हस्ताक्षर प्रमाणपत्रों का उपयोग करके जमा करनी होगी। नीचे दिए गए निर्देश बोलीदाताओं को सीपीपी पोर्टल पर पंजीकरण करने, आवश्यकताओं के अनुसार अपनी बोलियाँ तैयार करने और सीपीपी पोर्टल पर अपनी बोलियाँ ऑनलाइन जमा करने में सहायता के लिए हैं।

The bidders are required to submit soft copies of their bids electronically on the Central Public Procurement Portal (Govt. Of India), using valid [Digital Signature Certificates](#). The instructions given below are meant to assist the bidders in registering on the CPP Portal, prepare their bids in accordance with the requirements and submitting their bids online on the CPP Portal.

सीपीपी पोर्टल पर ऑनलाइन बोलियाँ प्रस्तुत करने के लिए अधिक उपयोगी जानकारी यहां से प्राप्त की जा सकती है:  
<https://eprocure.gov.in/eprocure/app>.

More information useful for submitting online bids on the CPP Portal may be obtained at: <https://eprocure.gov.in/eprocure/app>.

#### **पंजीकरण/REGISTRATION**

- बोलीदाताओं को सीपीपी पोर्टल पर “ऑनलाइन बोलीदाता नामांकन” लिंक पर क्लिक करके केंद्रीय सार्वजनिक खरीद पोर्टल (यूआरएल: <https://eprocure.gov.in/eprocure/app>) के ई-प्रोक्योरमेंट मॉड्यूल पर नामांकन करना आवश्यक है, जो नि:शुल्क है। Bidders are required to enrol on the e-Procurement module of the Central Public Procurement Portal (URL: <https://eprocure.gov.in/eprocure/app>) by clicking on the link “Online bidder Enrolment” on the CPP Portal which is free of charge.
- नामांकन प्रक्रिया के भाग के रूप में, बोलीदाताओं को एक अद्वितीय उपयोगकर्ता नाम चुनना होगा और अपने खातों के लिए एक पासवर्ड निर्दिष्ट करना होगा।  
As part of the enrolment process, the bidders will be required to choose a unique username and assign a password for their accounts.
- बोलीदाताओं को सलाह दी जाती है कि वे पंजीकरण प्रक्रिया के दौरान अपना वैध ईमेल पता और मोबाइल नंबर पंजीकृत कराएँ। सीपीपी पोर्टल से किसी भी संचार के लिए इनका उपयोग किया जाएगा।  
Bidders are advised to register their valid email address and mobile numbers as part of the registration process. These would be used for any communication from the CPP Portal.
- नामांकन के समय, बोलीदाताओं को अपने प्रोफाइल के साथ सीसीए इंडिया (जैसे सिफ़ी / एनकोड / ई-मुद्रा आदि) द्वारा मान्यता प्राप्त किसी भी प्रमाणन प्राधिकरण द्वारा जारी वैध डिजिटल हस्ताक्षर प्रमाणपत्र (हस्ताक्षर कुंजी उपयोग के साथ कक्षा III प्रमाणपत्र) को पंजीकृत करना होगा।  
Upon enrolment, the bidders will be required to register their valid Digital Signature Certificate (Class III Certificates with signing key usage) issued by any Certifying Authority recognized by CCA India (e.g. Sify / nCode / e-Mudhra etc.), with their profile.
- एक बोलीदाता द्वारा केवल एक ही वैध डीएससी पंजीकृत होना चाहिए। कृपया ध्यान दें कि बोलीदाताओं की यह ज़िम्मेदारी है कि वे अपनी डीएससी किसी और को उधार न दें, जिससे उसका दुरुपयोग हो सकता है।  
Only one valid DSC should be registered by a bidder. Please note that the bidders are responsible to ensure that they do not lend their DSC's to others which may lead to misuse.
- इसके बाद बोलीदाता अपना यूजर आईडी/पासवर्ड तथा डीएससी/ई-टोकन का पासवर्ड दर्ज करके सुरक्षित लॉग-इन के माध्यम से साइट पर लॉग इन करता है।  
Bidder then logs in to the site through the secured log-in by entering their user ID / password and the password of the DSC / e-Token.

#### **निविदा दस्तावेजों की खोज/SEARCHING FOR TENDER DOCUMENTS**

- सीपीपी पोर्टल में विभिन्न खोज विकल्प उपलब्ध हैं, ताकि बोलीदाताओं को कई मापदंडों के आधार पर सक्रिय निविदाओं को खोजने में सुविधा हो। इन मापदंडों में निविदा आईडी, संगठन का नाम, स्थान, तिथि, मूल्य आदि शामिल हो सकते हैं। निविदाओं के लिए उन्नत खोज का विकल्प भी उपलब्ध है, जहाँ बोलीदाता सीपीपी पोर्टल पर प्रकाशित निविदा को खोजने के लिए संगठन का नाम, अनुबंध का प्रारूप, स्थान, तिथि, अन्य कीवर्ड आदि जैसे कई खोज मापदंडों को संयोजित कर सकते हैं।

There are various search options built in the CPP Portal, to facilitate bidders to search active tenders by several parameters. These parameters could include Tender ID, Organization Name, Location, Date, Value, etc. There is also an option of advanced search for tenders, wherein the bidders may combine a number of search parameters such as Organization Name, Form of Contract, Location, Date, Other keywords etc. to search for a tender published on the CPP Portal.

2. बोलीदाताओं द्वारा अपनी रुचि के अनुसार निविदाओं का चयन करने के बाद, वे आवश्यक दस्तावेज़/निविदा अनुसूचियाँ डाउनलोड कर सकते हैं। इन निविदाओं को संबंधित 'मेरी निविदाएँ' फ़ोल्डर में स्थानांतरित किया जा सकता है। इससे सीपीपी पोर्टल, निविदा दस्तावेज़ में कोई शुद्धिपत्र जारी होने की स्थिति में, बोलीदाताओं को एसएमएस/ई-मेल के माध्यम से सूचित कर सकेगा।

Once the bidders have selected the tenders they are interested in, they may download the required documents / tender schedules. These tenders can be moved to the respective 'My Tenders' folder. This would enable the CPP Portal to intimate the bidders through SMS / e-mail in case there is any corrigendum issued to the tender document.

3. बोलीदाता को प्रत्येक निविदा के लिए निर्दिष्ट विशिष्ट निविदा आईडी को नोट कर लेना चाहिए, ताकि यदि वे हेल्पडेस्क से कोई स्पष्टीकरण/सहायता प्राप्त करना चाहें तो वे ऐसा कर सकें।

The bidder should make a note of the unique Tender ID assigned to each tender, in case they want to obtain any clarification / help from the Helpdesk

### **बोलियों की तैयारी/PREPARATION OF BIDS**

1. बोलीदाता को अपनी बोलियाँ प्रस्तुत करने से पहले निविदा दस्तावेज़ पर प्रकाशित किसी भी शुद्धिपत्र को ध्यान में रखना चाहिए।

Bidder should take into account any corrigendum published on the tender document before submitting their bids.

2. कृपया निविदा विज्ञापन और निविदा दस्तावेज़ को ध्यानपूर्वक पढ़ें ताकि आप बोली के भाग के रूप में प्रस्तुत किए जाने वाले आवश्यक दस्तावेज़ों को समझ सकें। कृपया ध्यान दें कि बोली दस्तावेज़ कितने लिफ़ाफ़ों में प्रस्तुत किए जाने हैं, और प्रस्तुत किए जाने वाले प्रत्येक दस्तावेज़ के नाम और विषय-वस्तु सहित दस्तावेज़ों की संख्या भी। इनमें से किसी भी विचलन पर बोली अस्वीकृत हो सकती है।

Please go through the tender advertisement and the tender document carefully to understand the documents required to be submitted as part of the bid. Please note the number of covers in which the bid documents have to be submitted, the number of documents - including the names and content of each of the document that need to be submitted. Any deviations from these may lead to rejection of the bid.

3. बोलीदाता को निविदा दस्तावेज़/अनुसूची में दर्शाए अनुसार प्रस्तुत किए जाने वाले बोली दस्तावेज़ पहले से तैयार कर लेने चाहिए और आमतौर पर, वे PDF/XLS/RAR/DWF/JPG प्रारूप में हो सकते हैं। बोली दस्तावेज़ों को 100 dpi के साथ काले और सफेद विकल्प के साथ स्कैन किया जा सकता है जिससे स्कैन किए गए दस्तावेज़ का आकार कम करने में मदद मिलती है।

Bidder, in advance, should get ready the bid documents to be submitted as indicated in the tender document / schedule and generally, they can be in PDF / XLS / RAR / DWF/JPG formats. Bid documents may be scanned with 100 dpi with black and white option which helps in reducing size of the scanned document.

4. प्रत्येक बोली के भाग के रूप में प्रस्तुत किए जाने वाले मानक दस्तावेज़ों के एक ही सेट को अपलोड करने में लगने वाले समय और प्रयास से बचने के लिए, बोलीदाताओं के लिए ऐसे मानक दस्तावेज़ों (जैसे पैन कार्ड की प्रति, वार्षिक रिपोर्ट, लेखा परीक्षक प्रमाणपत्र आदि) को अपलोड करने का प्रावधान किया गया है। बोलीदाता ऐसे दस्तावेज़ों को अपलोड करने के लिए "माई स्पेस" या "अन्य महत्वपूर्ण दस्तावेज़" क्षेत्र का उपयोग कर सकते हैं। बोली प्रस्तुत करते समय ये दस्तावेज़ सीधे "माई स्पेस" क्षेत्र से जमा किए जा सकते हैं, और इन्हें बार-बार अपलोड करने की आवश्यकता नहीं होगी। इससे बोली जमा करने की प्रक्रिया में लगने वाले समय में कमी आएगी।

To avoid the time and effort required in uploading the same set of standard documents which are required to be submitted as a part of every bid, a provision of uploading such standard documents (e.g. PAN card copy, annual reports, auditor certificates etc.) has been provided to the bidders. Bidders can use "My Space" or "Other Important Documents" area available to them to upload such documents. These documents may be directly submitted from the "My Space" area while submitting a bid, and need not be uploaded again and again. This will lead to a reduction in the time required for bid submission process.

**नोट:** "मेरे दस्तावेज़" स्थान केवल बोलीदाताओं को अपलोडिंग प्रक्रिया को आसान बनाने के लिए दिया गया एक संग्रह है। यदि बोलीदाता ने अपने दस्तावेज़ "मेरे दस्तावेज़" स्थान में अपलोड कर दिए हैं, तो इससे यह स्वतः सुनिश्चित नहीं होता कि ये दस्तावेज़ तकनीकी बोली का हिस्सा हैं।

**Note:** My Documents space is only a repository given to the Bidders to ease the uploading process. If Bidder has uploaded his Documents in My Documents space, this does not automatically ensure these Documents being part of Technical Bid.

**बोलियों का प्रस्तुतीकरण/ SUBMISSION OF BIDS**

1. बोलीदाता को बोली जमा करने से पहले ही साइट पर लॉग इन कर लेना चाहिए ताकि वे समय पर, यानी बोली जमा करने के समय से पहले, बोली अपलोड कर सकें। अन्य किसी भी कारण से होने वाली देरी के लिए बोलीदाता स्वयं जिम्मेदार होगा।  
Bidder should log into the site well in advance for bid submission so that they can upload the bid in time i.e. on or before the bid submission time. Bidder will be responsible for any delay due to other issues.
2. बोलीदाता को निविदा दस्तावेज में दर्शाए अनुसार आवश्यक बोली दस्तावेजों पर एक-एक करके डिजिटल हस्ताक्षर करके अपलोड करना होगा।  
The bidder has to digitally sign and upload the required bid documents one by one as indicated in the tender document.
3. बोलीदाता को निविदा शुल्क/ईएमडी का भुगतान करने के लिए "ऑफलाइन" भुगतान विकल्प का चयन करना होगा तथा उपकरण का विवरण दर्ज करना होगा।  
Bidder has to select the payment option as "offline" to pay the tender fee / EMD as applicable and enter details of the instrument.
4. बोलीदाता को निविदा दस्तावेज में दिए गए निर्देशों के अनुसार अग्रिम राशि (ईएमडी) तैयार करनी होगी। मूल प्रति संबंधित अधिकारी को बोली जमा करने की अंतिम तिथि तक या निविदा दस्तावेज में दिए गए निर्देशों के अनुसार डाक/कूरियर/व्यक्तिगत रूप से देनी होगी। भौतिक रूप से भेजे गए अग्रिम राशि (डीडी)/किसी अन्य स्वीकृत दस्तावेज का विवरण स्कैन की गई प्रति में उपलब्ध विवरण और बोली जमा करते समय दर्ज किए गए डेटा से मेल खाना चाहिए। अन्यथा अपलोड की गई बोली अस्वीकार कर दी जाएगी।  
Bidder should prepare the EMD as per the instructions specified in the tender document. The original should be posted/couriered/given in person to the concerned official, latest by the last date of bid submission or as specified in the tender documents. The details of the DD/any other accepted instrument, physically sent, should tally with the details available in the scanned copy and the data entered during bid submission time. Otherwise the uploaded bid will be rejected.
5. बोलीदाताओं से अनुरोध है कि वे अपनी वित्तीय बोलियाँ दिए गए प्रारूप में ही जमा करें और कोई अन्य प्रारूप स्वीकार्य नहीं है। यदि निविदा दस्तावेज के साथ मूल्य बोली मानक BoQ प्रारूप में दी गई है, तो उसे सभी बोलीदाताओं द्वारा डाउनलोड करके भरा जाना चाहिए। बोलीदाताओं को BoQ फ़ाइल डाउनलोड करनी होगी, उसे खोलना होगा और सफ़ेद रंग के (असुरक्षित) कक्षों में अपने संबंधित वित्तीय उद्धरण और अन्य विवरण (जैसे बोलीदाता का नाम) भरने होंगे। अन्य कक्षों में कोई बदलाव नहीं किया जाना चाहिए। विवरण पूरा हो जाने के बाद, बोलीदाता को फ़ाइल का नाम बदले बिना उसे सेव करके ऑनलाइन जमा करना होगा। यदि बोलीदाता द्वारा BOQ फ़ाइल में कोई बदलाव पाया जाता है, तो बोली अस्वीकार कर दी जाएगी।  
Bidders are requested to note that they should necessarily submit their financial bids in the format provided and no other format is acceptable. If the price bid has been given as a standard BoQ format with the tender document, then the same is to be downloaded and to be filled by all the bidders. Bidders are required to download the BoQ file, open it and complete the white coloured (unprotected) cells with their respective financial quotes and other details (such as name of the bidder). No other cells should be changed. Once the details have been completed, the bidder should save it and submit it online, without changing the filename. If the BOQ file is found to be modified by the bidder, the bid will be rejected.
6. सर्वर समय (जो बोलीदाताओं के डैशबोर्ड पर प्रदर्शित होता है) को बोलीदाताओं द्वारा बोलियां प्रस्तुत करने, बोलियां खोलने आदि की समय-सीमाओं को संदर्भित करने के लिए मानक समय माना जाएगा। बोलीदाताओं को बोली प्रस्तुत करते समय इस समय का पालन करना चाहिए।  
The server time (which is displayed on the bidders' dashboard) will be considered as the standard time for referencing the deadlines for submission of the bids by the bidders, opening of bids etc. The bidders should follow this time during bid submission.
7. डेटा की गोपनीयता सुनिश्चित करने के लिए, बोलीदाताओं द्वारा प्रस्तुत किए जा रहे सभी दस्तावेज PKI एन्क्रिप्शन तकनीक का उपयोग करके एन्क्रिप्ट किए जाएंगे। दर्ज किए गए डेटा को बोली खोलने तक अनधिकृत व्यक्ति नहीं देख सकते। बोलियों की गोपनीयता सुरक्षित सॉकेट लेयर 128 बिट एन्क्रिप्शन तकनीक का उपयोग करके बनाए रखी जाती है। संवेदनशील क्षेत्रों का डेटा संग्रहण एन्क्रिप्शन किया जाता है। सर्वर पर अपलोड किया गया कोई भी बोली दस्तावेज सिस्टम द्वारा उत्पन्न सममित कुंजी का उपयोग करके सममित एन्क्रिप्शन के अधीन होता है। इसके अलावा, यह कुंजी खरीदार/बोली खोलने वाले की सार्वजनिक कुंजियों का उपयोग करके असममित एन्क्रिप्शन के अधीन होती है। कुल मिलाकर, अपलोड किए गए निविदा दस्तावेज अधिकृत बोली खोलने वालों द्वारा निविदा खोलने के बाद ही पढ़ने योग्य होते हैं।  
All the documents being submitted by the bidders would be encrypted using PKI encryption techniques to ensure the secrecy of the data. The data entered cannot be viewed by unauthorized persons until the time of bid opening. The

confidentiality of the bids is maintained using the secured Socket Layer 128 bit encryption technology. Data storage encryption of sensitive fields is done. Any bid document that is uploaded to the server is subjected to symmetric encryption using a system generated symmetric key. Further this key is subjected to asymmetric encryption using buyers/bid opener's public keys. Overall, the uploaded tender documents become readable only after the tender opening by the authorized bid openers.

8. अपलोड किए गए निविदा दस्तावेज, अधिकृत बोली खोलने वालों द्वारा निविदा खोले जाने के बाद ही पठनीय हो पाते हैं।

The uploaded tender documents become readable only after the tender opening by the authorized bid openers.

9. बोलियों के सफल और समय पर प्रस्तुतीकरण पर (अर्थात पोर्टल में "फ्रीज बिड सबमिशन" पर क्लिक करने के बाद), पोर्टल एक सफल बोली प्रस्तुतीकरण संदेश देगा और बोली संख्या और बोली प्रस्तुतीकरण की तिथि और समय के साथ बोली सारांश प्रदर्शित किया जाएगा, जिसमें अन्य सभी प्रासंगिक विवरण होंगे।

Upon the successful and timely submission of bids (i.e. after Clicking "Freeze Bid Submission" in the portal), the portal will give a successful bid submission message & a bid summary will be displayed with the bid no. and the date & time of submission of the bid with all other relevant details.

10. बोली सारांश को मुद्रित करके बोली प्रस्तुत करने की पावती के रूप में रखना होगा। इस पावती का उपयोग किसी भी बोली खोलने वाली बैठक में प्रवेश पास के रूप में किया जा सकता है।

The bid summary has to be printed and kept as an acknowledgement of the submission of the bid. This acknowledgement may be used as an entry pass for any bid opening meetings.

#### **बोलीदाताओं को सहायता/ ASSISTANCE TO BIDDERS**

1. निविदा दस्तावेज और उसमें निहित नियमों व शर्तों से संबंधित किसी भी प्रश्न के लिए निविदा आमंत्रण प्राधिकारी या निविदा में दर्शाए गए संबंधित संपर्क व्यक्ति से संपर्क किया जाना चाहिए।

Any queries relating to the tender document and the terms and conditions contained therein should be addressed to the Tender Inviting Authority for a tender or the relevant contact person indicated in the tender.

2. ऑनलाइन बोली प्रस्तुत करने की प्रक्रिया से संबंधित कोई भी प्रश्न या सामान्य रूप से सीपीपी पोर्टल से संबंधित प्रश्न 24x7 सीपीपी पोर्टल हेल्पडेस्क पर पूछे जा सकते हैं।

Any queries relating to the process of online bid submission or queries relating to CPP Portal in general may be directed to the 24x7 CPP Portal Helpdesk.

#### **संपर्कव्यक्ति/ Contact Person**

(ऑनलाइन प्रस्तुतीकरण पर स्पष्टीकरण/)  
(Clarifications on online submission)

श्री। मिथुनबाबू | Mr. Midhun Babu

उप प्रबंधक (एमएसएस/सामग्री)-एचओसीएल

Deputy Manager (MSS/Materials) - HOCL

मोबाइल/ MOB: 854719639 ,8921387812

एचओसीएल कार्यसमन्वयक/ HOCL Work

Co-ordinator

श्रीमुहम्मद सुहैल टी वाई | Mr.

Muhammed Suhail T. Y.

वरिष्ठ सिविल इंजीनियर | Senior

Civil Engineer

मोबाइल: Mob : 7736887236

कार्यालय| Office:: 0484 2727208

***इस दस्तावेज पर हस्ताक्षर किए जाने हैं और स्टाम्प बोलीदाता द्वारा सभी पृष्ठों पर ई-निविदा के साथ एक आवेदन प्रस्तुत किया गया***

***This Document to be Signed and Stamped by Bidder on All Pages and Submitted along with the E-Tender***

**निविदा के सामान्य नियम और शर्तें**  
**GENERAL TERMS AND CONDITIONS OF THE TENDER**

**पूर्व-योग्यतामानदंड- (कनी की बोली में शामिल किया जाना है)**

**PRE-QUALIFICATION CRITERIA - (TO BE INCLUDED IN TECHNICAL BID)**

**बिनामूल्यवाली बोली (में निम्नलिखित प्रस्तुत करेंगे, जिसके बिना निविदा अस्वीकार कर दी जाएगी।**

**The Tenderers shall submit the following in the technical bid (Un priced bid) without which the tender will be rejected.**

- निविदा दस्तावेज का पूरा सेट निविदाकर्ता द्वारा निविदा दस्तावेज के विभिन्न खंडों में निर्धारित अनुसार विधिवत भरा और हस्ताक्षरित होना चाहिए।  
Complete set of Tender Document duly filled in and signed by the Tenderer as prescribed in different clauses of the Tender Document.
- जीसीसी के प्रासंगिक भाग विधिवत भरे जाएं, सभी पृष्ठों पर निविदाकर्ता द्वारा हस्ताक्षर किए जाएं और मुहर लगाई जाए (निविदाकर्ताओं को हमारी वेबसाइट [www.hoclkochi.com](http://www.hoclkochi.com) से जीसीसी (अनुबंध की सामान्य शर्तें) डाउनलोड करनी होगी और उसे सभी पृष्ठों पर विधिवत हस्ताक्षर और मुहर लगाकर तकनीकी बोली के साथ वापस करना होगा।  
GCC duly filled in the relevant portions, signed and stamped all the pages by the tenderer (The tenderers have to download the GCC (General Conditions of Contract) from our web site [www.hoclkochi.com](http://www.hoclkochi.com) and the same has to be returned along with the technical bid duly signed and stamped in all pages.
- निविदाकर्ता द्वारा किए गए समान प्रकार और परिमाण के कार्य का विवरण।  
Information regarding tenderer.
- निविदाकर्ता द्वारा किए गए समान प्रकार और परिमाण के कार्य का विवरण।  
Details of work of similar type and magnitude carried out by the tenderer.
- एमएसएमई के मामले में, तकनीकी बोली में आवश्यक प्रमाण पत्र स्व-सत्यापित (प्रस्तुत किया जाएगा।  
In the case of MSME, necessary certificate (self-attested) shall be submitted in the Technical Bid.
- बोलीदाता के पास कार्य के विभिन्न चरणों को पूरा करने के लिए पर्याप्त संख्या में सुयोग्य कार्यबल होना चाहिए। कर्मचारियों/श्रमिकों का विवरण प्रस्तुत करना होगा।  
The bidder should have well qualified workforce in adequate numbers for handling various stages of the work. The staff/workers details are to be furnished.
- बोलीदाता के पास निर्धारित समय के भीतर कार्य पूरा करने के लिए पर्याप्त संख्या में उपकरण/औजार/टैकल/सामग्री अच्छी स्थिति में होनी चाहिए। उपकरणों का विवरण प्रस्तुत किया जाना चाहिए।  
The bidder should have adequate number of equipments/tools/tackles/ materials in sound condition for the execution of the work within the stipulated time. The equipment details should be furnished.
- निविदाकर्ता की वर्तमान प्रतिबद्धताओं का विवरण।  
Details of current commitments of Tenderer.
- निविदा के खंड संख्या और पृष्ठ संख्या के संदर्भ में अपवाद और विचलन, यदि कोई हो, को एक अलग विवरण (विचलन विवरण) के रूप में प्रस्तुत किया जाएगा।  
Exceptions and deviations, if any, with reference to the Clause No. and page No. of Tender shall be submitted as a separate statement (Deviation Statement).
- निर्दिष्ट समय के भीतर कार्य के निष्पादन और समापन के लिए एक अस्थायी कार्यक्रम।  
A tentative programme for the execution and completion of work within the time specified.
- कोई अन्य तकनीकी जानकारी जो निविदाकर्ता प्रस्तुत करना चाहे।  
Any other technical information the Tenderer likes to furnish.
- पहले से पूर्ण या प्रगति पर कार्य आदेशों की प्रतियां  
Copies of work orders already completed or in progress
- निविदा के साथ अनुलग्नक ए, बी, सी, डी, ई, एफ, एच, एल, क्यू, आर, एस और डब्ल्यू में पूछे गए विवरण संलग्न होने चाहिए।  
Tender should accompany the details asked in Annexure A, B, C, D, E, F, H, L, Q, R, S & W
- समान कार्य आदेशों के पूर्णता प्रमाण पत्र।



Completion certificates of the similar work orders.

- जीएसटीएन पंजीकरण प्रमाणपत्र.

GSTN registration certificate.

#### धाराएँ Clauses:

- 31 मार्च को समाप्त होने वाले पिछले 03 वर्षों के दौरान बोलीदाता का औसत वार्षिक वित्तीय कारोबार कम से कम **8.99 लाख होना चाहिए** (वार्षिक वित्तीय कारोबार का विवरण दस्तावेजी प्रमाण के साथ प्रस्तुत किया जाना चाहिए।)  
Average annual financial turnover of the bidder during the last 03 years, ending 31<sup>st</sup> March of the previous financial year should be at least **Rs.8.99 Lakhs** (Details of annual financial turnover to be submitted with Documentary proof).
- तकनीकी बोली के साथ कार्य आदेशों की प्रतियाँ सहित वर्तमान प्रतिबद्धताओं का विवरण प्रस्तुत किया जाना है।  
Details of current commitments with copies of Work Orders to be submitted along with Technical Bid.
- आवेदन आमंत्रित किए जाने वाले माह के पिछले महीने के अंतिम दिन तक पिछले 7 वर्षों के दौरान समान कार्यों को सफलतापूर्वक पूरा करने का अनुभव निम्नलिखित में से कोई एक होना चाहिए : तकनीकी बोली के साथ दस्तावेजी प्रमाण संलग्न किया जाना चाहिए।  
Experience of having successfully completed similar works during last 7 years ending last day of month previous to the one in which applications are invited should be either of the following: (Documentary proof should be attached along with the Technical Bid).

तीन समान पूर्ण कार्य जिनकी लागत **11.99 लाख प्रति कार्य से कम न हो।**

Three similar completed works costing not less than the amount equal to **Rs.11.99 Lakhs each.**

या/ OR

दो समान पूर्ण कार्य जिनकी लागत **प्रत्येक 14.98 लाख के बराबर है ।**

Two similar completed works costing lot less than the amount equal to **Rs. 14.98 Lakhs each.**

या/OR

एक समान पूर्ण कार्य जिसकी लागत **23.97 लाख रुपये प्रति कार्य से कम न हो ।**

One similar completed work costing not less than the amount equal to **Rs. 23.97 Lakhs each.**

#### **बयानाराशिजमा (एमएसएमईकेलिएलागू नहीं) EARNEST MONEY DEPOSIT (Not applicable for MSME)**

कोटेशन के साथ 59,900/- रुपये की अग्रिम राशि जमा करनी होगी। इसका भुगतान डिमांड ड्राफ्ट/NEFT/RTGS के माध्यम से/भारत के किसी अनुसूचित बैंक, जिसकी शाखा कोच्चि, केरल में हो, से जारी बैंक गारंटी (ई-बैंक गारंटी सहित)/ऑनलाइन भुगतान/IRDAI के अंतर्गत बीमा कंपनी से हिंदुस्तान ऑर्गेनिक केमिकल्स लिमिटेड के पक्ष में जारी बीमा सुरक्षा बांड (ISB) के माध्यम से किया जाएगा, जो एर्नाकुलम/कोच्चि में देय हो। अग्रिम राशि का विवरण आपके तकनीकी प्रस्ताव में दिया जाना चाहिए।

तकनीकी वाणिज्यिक बोली के साथ अग्रिम राशि जमा न होने पर, प्रस्तुत मूल्य बोली अस्वीकृत की जा सकती है।

हस्ताक्षरित एवं मुहर लगी "बोली सुरक्षा घोषणा" संलग्न तकनीकी बोली के साथ अनुलग्नक 'H' के रूप में प्रस्तुत की जानी चाहिए।

Quotation shall be accompany an EMD of **Rs. 59,900/-** shall be paid through demand draft /thro' NEFT /RTGS / Bank guarantee (including e-Bank Guarantee) issued from a Scheduled Bank in India having a branch in Kochi, Kerala/on online payment/Insurance Security Bond (ISB) issued from Insurance Company under IRDAI favouring Hindustan Organic Chemicals Ltd payable at Ernakulam/Kochi. Details of EMD should be indicated in your technical offer.

In the absence of EMD with Techno Commercial bid, the Price Bid submitted is liable to be rejected.

Signed and stamped "Bid Security Declaration" shall be submitted as Annexure 'H' along with the technical bid which is enclosed.

<b>बैंक विवरण</b>	-भारतीय स्टेट बैंक, मुंबई
	-खाता संख्या 37881840330
	-आईएफएससी –एसबीआईएन0013551
<b>Bank Details</b>	-State Bank of India, Mumbai
	- A/c No. 37881840330
	- IFSC –SBIN0013551

आपके तकनीकी प्रस्ताव में बैंक हस्तांतरण का विवरण अवश्य शामिल होना चाहिए। बिना अग्रिम राशि के कोटेशन अस्वीकार किए जा सकते हैं।

Details of bank transfer should be indicated in your technical offer. Quotations not accompanied with EMD, are liable to be rejected.

**निविदाकर्ता की ईएमडी निम्नलिखित शर्तों के तहत जब्त कर ली जाएगी: -**

**EMD of the tenderer will be forfeited under the following conditions: -**

1. यदि निविदा खुलने के बाद निविदा कर्ता अपनी निविदा रद्दकर देता है या अपनी उद्धृत दरें बढ़ा देता है।  
If after opening of the tender, the tenderer revokes his tender or increase his quoted rates.
2. यदि निविदाकर्ता अनुबंध देने के बाद कार्य शुरू नहीं करता है।  
If the tenderer does not commence the work after awarding the contract.
3. ईएमडी पर कोई ब्याज नहीं दिया जाएगा।  
No interest on EMD will be paid.
4. सफल निविदाकर्ता की ईएमडी को सुरक्षा जमा के विरुद्ध समायोजित किया जाएगा।  
EMD of the successful tenderer will be adjusted against the security deposit.
5. असफल बोलीदाताओं की ईएमडी अनुबंध के अंतिम रूप देने के बाद वापस कर दी जाएगी और कोई ब्याज देय नहीं होगा।  
EMD of unsuccessful bidders shall be refunded after finalization of the contract and no interest shall be payable.
6. निविदा को उसकी वैधता अवधि के दौरान रद्द या परिवर्तित किया जा सकता है।  
The tender is revoked or varied during its validity period.
7. निविदा खुलने के बाद और उसकी वैधता के दौरान कीमतों में एकतरफा वृद्धि की जाती है।  
The Prices are increased unilaterally after the tender opening and during its validity.
8. निविदा की स्वीकृति की सूचना के बाद निविदाकर्ता निर्धारित समय के भीतर अनुबंध निष्पादित करने/या सुरक्षा जमा प्रस्तुत करने में विफल रहता है।  
The tenderer after intimation of acceptance of the tender fails to execute the agreement/or furnish security deposit within the stipulated time.

**अनुबंधवरीयता CONTRACT PREFERENCE**

असफल बोलीदाताओं की बयाना राशि (EMD) ऑर्डर के अंतिम रूप देने पर वापस कर दी जाएगी। एनएसआईसी/एमएसएमई/एसएसआई इकाइयों के साथ पंजीकृत सार्वजनिक उपक्रमों और विक्रेताओं को बयाना राशि जमा करने की आवश्यकता नहीं है, लेकिन उन्हें तकनीकी-व्यावसायिक बोली के साथ वैध एनएसआईसी पंजीकरण/छूट प्रमाणपत्र जमा करना होगा। एनएसआईसी के साथ पंजीकृत विक्रेता के ऑर्डर के अंतिम रूप देने की स्थिति में, विक्रेताओं को अनुबंध के संतोषजनक निष्पादन के लिए देय सुरक्षा जमा राशि का भुगतान करना होगा।

EMD of unsuccessful bidders will be returned on finalization of the orders. PSUs and Vendors registered with NSIC/MSME/SSI Units need not submit EMD, but have to submit valid NSIC registration/exemption certificate along with the Techno-commercial bid. In the event of order being finalised on vendor registered with NSIC, the vendors have to pay Security Deposit payable for the satisfactory performance of the contract.

**दरें RATES**

चुंगी और अन्य शुल्क आदि शामिल होंगे। यदि लागू हो, तो जीएसटी अतिरिक्त देय होगा। बोलीदाता का केंद्रीय उत्पाद शुल्क विभाग में जीएसटी पंजीकरण होना आवश्यक है।

Rates quoted shall be inclusive of all taxes, duties, octroi and other levies etc. GST, in case applicable shall be paid extra. The bidder should have GST registration with Central Excise Department.

**प्रदर्शनसुरक्षा (प्रदर्शनबैंकगारंटी) PERFORMANCE SECURITY (PERFORMANCE BANK GUARANTEE)**

निष्पादन सुरक्षा राशि अनुबंध के कुल मूल्य का 5% होगी। इसे कार्य सौंपे जाने की अधिसूचना के 21 दिनों के भीतर जमा करना होगा और दोष दायित्व अवधि समाप्त होने के बाद जारी किया जाएगा।

उपरोक्त को भारत में कोच्चि, केरल में शाखा वाले किसी अनुसूचित बैंक से जारी खाताधारक डिमांड ड्राफ्ट/बैंक गारंटी (ई-बैंक गारंटी सहित) /ऑनलाइन भुगतान/आईआरडीएआई के अंतर्गत बीमा कंपनी से जारी बीमा सुरक्षा बांड (आईएसबी) के रूप में प्रस्तुत किया जा सकता है।

The performance security shall be 5% of the total value of the contract. It shall be furnished within 21 days after notification of award of work and shall be released after the defect liability period.

The above maybe furnished in the form of account payee Demand Draft/ Bank Guarantee (including e-Bank Guarantee) issued from a Scheduled Bank in India having a branch in Kochi, Kerala/on online payment/Insurance Security Bond (ISB) issued from Insurance Company under IRDAI

**सुरक्षाजमाराशि SECURITY DEPOSIT**

- कुल सुरक्षा जमा राशि कुल अनुबंध मूल्य का %5 होगी। यह राशि प्रत्येक चालू खाता बिल के मूल्य के ) %5 पाँच प्रतिशत (की दर से कटौती के माध्यम से तब तक वसूल की जाएगी जब तक कि कुल सुरक्षा जमा राशि एकत्र नहीं हो जाती। उसके बाद इस खाते में कोई और कटौती नहीं की जाएगी।

Total security deposit shall be 5% of total contract value. This shall be recovered through deductions at the rate of 5% (Five percent) of the value of each running account bill till the total security deposit amount is collected, after which no further deductions shall be made on this account.

- सुरक्षा जमा राशि, अनुबंध के सभी प्रकार से पूर्ण होने तथा अनुबंध के अंतर्गत सभी दायित्वों के पूर्ण होने के पश्चात, पक्षकार के लिखित पत्र के आधार पर, ठेकेदार को 60 दिनों के भीतर बिना किसी ब्याज के वापस कर दी जाएगी।

Security Deposit shall be refunded not later than 60 days to the contractor against written letter from the party without any interest after the completion of contract in all respects and completion of all such obligations under the contract.

**परिसमापन हर्जाना LIQUIDATED DAMAGES**

यदि ठेकेदार निर्धारित अवधि के भीतर कार्य पूरा करने में विफल रहता है, तो ठेकेदार को देरी या उसके भाग के लिए प्रति सप्ताह अनुबंध मूल्य का ½% (आधा प्रतिशत) एलडी का भुगतान करना होगा, जो अनुबंध मूल्य के अधिकतम 5% (पाँच प्रतिशत) के अधीन होगा।

In case the contractor fails to complete the work within the stipulated period, contractor shall be liable to pay a LD of ½% (half percent) of the contract value per week for the delay or part thereof subject to a maximum of 5% (Five percent) of the contract value.

**अनुबंध की अवधि PERIOD OF CONTRACT**

अनुबंध की अवधि कार्य आदेश जारी होने की तिथि से 12 महीने होगी।

The period of the contract shall be 12 months from the date of issue of work order.

**पूरा होने का समय TIME OF COMPLETION**

कार्य पूरा होने की अवधि कार्य शुरू करने की सूचना की तारीख से 12 महीने होगी।

The time of completion for the work shall be 12 months from the date of intimation to start the work.

**निविदा की वैधता VALIDITY OF THE TENDER**

निविदा को निविदा खुलने की तिथि से 90 दिनों की अवधि तक स्वीकृति के लिए वैध रखा जाएगा।

निविदाकर्ता 90 दिनों की उक्त अवधि के दौरान कंपनी की लिखित सहमति के बिना अपनी निविदा को रद्द करने या निविदा दर या उसकी किसी शर्त में परिवर्तन करने का हकदार नहीं होगा।

The tender shall be kept valid for acceptance for a period of 90 days from the date of tender opening.

A Tenderer shall not be entitled during the said period of 90 days without the consent in writing of the company to revoke or cancel his tender or to vary the tendered rate or any terms thereof.

**कीमत PRICE**

जब तक अन्यथा निर्दिष्ट न हो, अनुबंध एक निश्चित, सर्वसमावेशी मूल्य पर प्रदान किया जाएगा। निविदा में सभी दरें लागू करें, शुल्कों और शुल्कों को कवर करेंगी। हालाँकि, लागू जीएसटी का भुगतान एचओसीएल द्वारा किया जाएगा, बशर्ते कि सफल निविदाकर्ता के पास केंद्रीय उत्पाद शुल्क के साथ जीएसटी पंजीकरण हो।

मूल्य अंकों और शब्दों दोनों में उद्धृत किया जाएगा। यदि किसी निविदाकर्ता ने शब्दों और अंकों में दो अलग-अलग मूल्य उद्धृत किए हैं, तो उनमें से कम मूल्य को ही वैध माना जाएगा और निविदाकर्ता पर बाध्यकारी होगा।

The Contract will be awarded on fixed all-inclusive price unless otherwise specified. All rates in the tender shall cover applicable taxes, levies and duties. However applicable GST will be paid by HOCL subject to the successful tenderer having GST registration with Central Excise.

The price shall be quoted both in figures and words. In case a tenderer has quoted two different prices in words and figures the lower of the two will be considered valid and binding on the tenderer.

**भुगतान की शर्तें PAYMENT TERMS**

भुगतान चालू खाते के बिलों के लिए 15 दिनों के भीतर तथा बिल प्रस्तुत करने के बाद अंतिम बिल के लिए 30 दिनों के भीतर किया जाएगा, जो निष्पादित मात्रा के आधार पर प्रभारी अभियंता की सिफारिशों पर तथा कार्य आदेश में दिए गए प्रावधानों के अनुसार कटौती करने के बाद किया जाएगा।

Payment will be made within 15 days for running account bills and within 30 days for final bill after submission of bill, on recommendations of the Engineer in charge based on the quantities executed and after making deductions as provided in the work order

**दोष दायित्व अवधि DEFECT LIABILITY PERIOD**

ठेकेदार को कार्य पूरा होने की तिथि से 12 (बारह) महीने की अवधि के लिए सम्पूर्ण कार्य की गारंटी देनी होगी।

The contractor shall guarantee the entire work for a period of 12 (twelve) months from the date of completion of work.

#### **अन्य नियम और शर्तें OTHER TERMS AND CONDITION**

अन्य सभी नियम और शर्तें हमारी वेबसाइट पर प्रकाशित अनुबंध की सामान्य शर्तों और अनुबंध की विशेष शर्तों के अनुसार होंगी। सामान्य अनुबंध शर्तें और अनुबंध की विशेष शर्तें सभी कार्य दिवसों में कार्यालय समय के दौरान हमारे कार्यालय में भी देखी जा सकती हैं।

All other Terms and Conditions will be as per our General Conditions of Contract, as published in our website and special condition of contract. The GCC and Special conditions of contract can also be referred in our office during office hours in all working days.

#### **एचओसीएल के अनुबंध की सामान्य शर्तें (जीसीसी) GENERAL CONDITIONS OF CONTRACT (GCC) OF HOCL**

कंपनी के अनुबंध की सामान्य शर्तें लागू होती हैं और अनुबंध का हिस्सा बनती हैं।

एचओसीएल के अनुबंध की सामान्य शर्तें एचओसीएल, अंबालामुगल के मुख्य महाप्रबंधक (मानव संसाधन) के कार्यालय में उपलब्ध हैं या हमारी वेबसाइट [www.hoclkochi.com](http://www.hoclkochi.com) से डाउनलोड की जा सकती हैं।

The General Conditions of Contract of the company is applicable to, and forms part of the contract.

The General Conditions of Contract of HOCL is available in the office of The Chief General Manager (HR) of HOCL, Ambalamugal or can be downloaded from our Web site [www.hoclkochi.com](http://www.hoclkochi.com).

#### **परिशिष्ट जारी करने का अधिकार RIGHT TO ISSUE ADDENDUM**

कंपनी निविदा दस्तावेज़ में उल्लिखित किसी भी शर्त, खंड या नियम को स्पष्ट/संशोधित/पूरित करने और/या हटाने के लिए निविदा दस्तावेज़ में कोई भी परिशिष्ट जारी करने का अधिकार सुरक्षित रखती है। जारी किया गया प्रत्येक परिशिष्ट निविदाकर्ता या उसके अधिकृत प्रतिनिधि को वितरित किया जाएगा और ऐसा प्रत्येक परिशिष्ट निविदा दस्तावेज़ का हिस्सा बन जाएगा।

The company reserves the right to issue any addendum to the tender document to clarify/amend/supplement and/ or delete any of the conditions, clauses or terms stated in the tender documents. Each addendum issued shall be distributed to the tenderer or his authorized representative and each such addendum shall become part of the tender documents.

#### **नियत तिथि और समय DUE DATE & TIME**

नियत तारीख निविदा प्रस्तुत करने की अंतिम तिथि 15.08.2025 अपराह्न 02.00 बजे है।

Due date for submission of tender is (Closing date) 15.08.2025 at 02.00PM.

#### **बोलियों का खुलना OPENING OF BIDS**

बोलियाँ 16.08.2025 को दोपहर 2:00 बजे इलेक्ट्रॉनिक रूप से खोली जाएंगी। तकनीकी रूप से स्वीकार्य बोलीदाताओं को मूल्य बोलियाँ खोलने की तिथि और समय की सूचना ईमेल द्वारा दी जाएगी।

The Bids will be opened on 16.08.2025 at 2:00 PM electronically. Technically acceptable bidders will be informed about the date and time of opening of the price bids by emails.

#### **बोली-पूर्व बैठक PRE-BID MEETING**

कार्य के निष्पादन में किसी भी अस्पष्टता से बचने के लिए, सभी बोलीदाताओं को निविदा जमा करने से पहले 28.07.2025 को 14.00 बजे बोली-पूर्व बैठक में उपस्थित होना होगा या HOCL में आना होगा। यह निविदा की पूर्व योग्यता के लिए एक अनिवार्य आवश्यकता है। इस शर्त को पूरा न करने वाले पक्षों द्वारा प्रस्तुत निविदाएं अस्वीकार कर दी जाएंगी।

बोली-पूर्व सम्मेलन/बैठक एनआईटी में निर्दिष्ट तिथि को हिंदुस्तान ऑर्गेनिक केमिकल्स लिमिटेड, अंबालामुगल, कोच्चि - 682302 में आयोजित की जाएगी। बोलीदाताओं या उनके अधिकृत प्रतिनिधियों से अनुरोध है कि वे बोली-पूर्व बैठक में उपस्थित रहें ताकि बोली दस्तावेज़, कार्य के दायरे, अनुबंध की विशेष शर्तों से संबंधित उनके प्रश्नों का, यदि कोई हो, बैठक में समाधान किया जा सके।

In order to avoid any ambiguity for execution of work, all the bidders have to either attend the pre bid meeting on 28.07.2025 at 14.00 hours or visit HOCL, before submitting the tender. It is a mandatory requirement for the pre qualification of the tender. Tenders submitted by the parties who fails to meet this condition will be rejected.

Pre bid Conference /Meeting shall be held at Hindustan Organic Chemicals limited, Ambalamugal, Kochi – 682302 on the date specified in the NIT. Bidders or their Authorised representatives are requested to attend the Pre-bid meeting so that their queries, if any related to the bidding document, scope of work, special conditions of contract can be addressed in the meeting.

#### **विवादों का मध्यस्थता ARBITRATION OF DISPUTES**

इस निविदा/समझौते/क्रय आदेश/कार्य आदेश से उत्पन्न, इसके अंतर्गत या इससे संबंधित सभी विवादों, मतभेदों, प्रश्नों और दावों का पक्षों के बीच आपसी बातचीत के माध्यम से सौहार्दपूर्ण ढंग से निपटारा किया जाएगा और ऐसा न होने पर, ऐसे विवादों, मतभेदों, प्रश्नों या दावों को मध्यस्थता के माध्यम से समाधान के लिए भारत अंतर्राष्ट्रीय मध्यस्थता केंद्र या एचओसीएल के अध्यक्ष-सह-प्रबंध निदेशक द्वारा नियुक्त एकमात्र मध्यस्थ के पास भेजा जाएगा और मध्यस्थता का निर्णय अंतिम और पक्षों पर बाध्यकारी होगा। मध्यस्थता का स्थान कोच्चि, केरल, भारत में होगा और मध्यस्थता की कार्यवाही भारत अंतर्राष्ट्रीय मध्यस्थता

केंद्र अधिनियम / 2019 भारतीय मध्यस्थता और सुलह अधिनियम 1996 या वर्तमान में लागू किसी वैधानिक संशोधन या उसके पुनः अधिनियमन के अनुसार कोच्चि, केरल, भारत में आयोजित की जाएगी।

All disputes, differences, questions and claims arising out of, under or touching upon this Tender /Agreement/ Purchase Order/ Work Order shall be settled amicably between the parties through mutual discussion and failing that, such disputes, difference, questions or claims shall be referred for resolution through arbitration to the India International Arbitration Centre or a Sole Arbitrator to be appointed by the Chairman-cum-Managing Director of HOCL and the award of Arbitration shall be final and binding on the parties. The seat of the Arbitration shall be at Kochi, Kerala, India and the proceedings of the arbitration shall be held at Kochi, Kerala, India in accordance with the India International Arbitration Centre Act 2019 / Indian Arbitration & Conciliation Act 1996 or any statutory modification or re-enactment thereof for the time being in force.

#### **बोलियां प्रस्तुत करना/ SUBMISSION OF BIDS:**

अनुलग्नक 1 देखें।

Refer Annexure I.

#### **मूल्य बोली प्रस्तुति-बीओक्यू : PRICE BID SUBMISSION-BOQ:**

बोलीदाताओं से अनुरोध है कि वे ध्यान रखें कि उन्हें अनिवार्य रूप से सभी बोलीदाताओं को दिए गए प्रारूप में अपनी वित्तीय बोलियां जमा करनी होंगी और कोई अन्य प्रारूप स्वीकार्य नहीं है। यदि मूल्य बोली निविदा दस्तावेज के साथ मानक बीओक्यू प्रारूप के रूप में दी गई है, तो उसे डाउनलोड किया जाना चाहिए और सभी बोलीदाताओं द्वारा भरा जाना चाहिए। बोलीदाताओं को बीओक्यू फ़ाइल डाउनलोड करने, इसे खोलने और नीले रंग के असुरक्षित (खानों को उनके संबंधित वित्तीय उद्धरण और अन्य विवरणों के साथ पूरा करना होगा) ऑनलाइन बोली जमा करने के लिए बोलीदाता के निर्देश देखें। जैसे बोलीदाता का नाम। किसी अन्य खानों को इसे सहेजना नहीं चाहिए और फ़ाइल नाम को बदले बिना इसे ऑनलाइन जमा करना चाहिए। यदि बीओक्यू फ़ाइल बोलीदाता द्वारा संशोधित पाई जाती है, तो बोली को अस्वीकार कर दिया जाएगा।

Bidders are requested to note that they should necessarily **submit their financial bids in the format provided and no other format is acceptable.** If the price bid has been given as a standard BOQ format with the tender document, then the same is to be downloaded and to be filled by all the bidders. **Bidders are required to download the BOQ file, open it and complete the blue coloured (unprotected) cells with their respective financial quotes and other details.** Refer Instructions to Bidder for Online Bid Submission. **(such as name of the bidder).** No other cells should save it and submit it online, without changing the filename. If the BOQ file is found to be modified by the bidder, the bid will be rejected.

#### **बोली को अस्वीकार करने का अधिकार: RIGHT TO REJECT A BID:**

एचओसीएल निम्नलिखित कारणों से किसी भी बोली को अस्वीकार करने का अधिकार सुरक्षित रखता है:

- क. विक्रेता द्वारा उपरोक्त बोली प्रक्रिया का पालन न करना
- ख. विक्रेता का एचओसीएल को तकनीकी रूप से स्वीकार्य न होना
- ग. तकनीकी वाणिज्यिक बोली के साथ ईएमडी संलग्न न करना या निर्धारित राशि से कम ईएमडी का भुगतान करना
- घ. विक्रेता निविदा की सामान्य शर्तों से सहमत नहीं है।
- ड. मांगे गए किसी विशेष दस्तावेज को संलग्न न करना
- च. कोई अन्य वैध कारण।

HOCL reserves the right to reject any bid due to reasons such as

- (a) Vendor not following above bidding procedures
- (b) Vendor not being technically acceptable to HOCL
- (c) Not enclosing EMD with the techno commercial bid or EMD paid being lesser than the stipulated amount
- (d) Vendor not agreeing with the general conditions of the tender.
- (e) Not enclosing any particular documents asked for
- (f) Any other valid reasons.

#### **बोलियों के सभी पृष्ठों पर हस्ताक्षर एवं मुहर लगाना : SIGNING & STAMPING ON ALL PAGES OF BIDS:**

विक्रेता को अपलोड की गई बोलियों के सभी पृष्ठों पर हस्ताक्षर और मुहर लगानी होगी, अन्यथा बोलियां अस्वीकार कर दी जाएंगी।

The vendor shall sign and stamp on all the pages of the bids uploaded, failing which bids are liable to be rejected.

#### **समझौता AGREEMENT**

कार्य आदेश जारी होने की तिथि से 21 दिनों के भीतर उचित मूल्य के गैर-न्यायिक स्टाम्प पेपर पर निर्धारित प्रारूप में एचओसीएल के साथ एक समझौता निष्पादित करना होगा।

The contractor has to execute an agreement with HOCL in the prescribed format on a non-judicial stamp paper of appropriate value within 21 days from the date of issue of work order.

**अखंडता संधि INTEGRITY PACT**

शून्य/ Nil

**संलग्नक ENCLOSURE**

- अनुलग्नक ए -ईएसआई,पीएफ,श्रम कानून आदि – आवश्यकताएँ  
ANNEXURE A - ESI, PF, Labour Law Etc. – Requirements
- अनुलग्नक बी -श्रम कानून – जाँच सूची  
ANNEXURE B - Labour Laws – Check List
- अनुलग्नक सी -सुरक्षा,स्वास्थ्य और पर्यावरण( शी) शर्तें  
ANNEXURE C - Safety, Health & Environment (She) Conditions
- अनुलग्नक डी -ब्लैक लिस्टिंग/हॉलिडे लिस्टिंग की घोषणा का प्रोफार्मा  
ANNEXURE D - Proforma of Declaration of Black Listing/Holiday Listing
- अनुलग्नक ई -एमएसई विवरण  
ANNEXURE E - MSE Details
- अनुलग्नक एफ -बोली की पुष्टि( 5 लाख से अधिक)  
ANNEXURE F - BID CONFIRMATION (MORE THAN 5 LAKHS)
- अनुलग्नक एच -बोली सुरक्षा घोषणा  
ANNEXURE H - Bid Security declaration
- अनुलग्नक एल COIPP -की घोषणा  
ANNEXURE L - Declaration of COIPP
- अनुलग्नक क्यू -बैंक गारंटी( ईएमडी/सुरक्षाजमा के लिए)  
ANNEXURE Q - Bank Guarantee (for EMD/ Security deposit)
- अनुलग्नक आर -आदेश के अनुपालन की घोषणा  
ANNEXURE R - Declaration of compliance of order
- अनुलग्नक एस -वाहनों के उपयोग के लिए ठेकेदार को निर्देश  
ANNEXURE S - Instruction to the contractor for use of vehicles
- अनुलग्नक डब्ल्यू -निविदा प्रस्तुत करनेके साथ घोषणा का प्रारूप  
ANNEXURE W - Form of declaration along with submission of tender
- अनुलग्नक एस - मचान के लिए मैनुअल और चेक लिस्ट।  
ANNEXURE AC – Manual for scaffolding and check list.

**इस दस्तावेज़ पर हस्ताक्षर किए जाने हैं और स्टाम्प बोलीदाता द्वारा सभी पृष्ठों पर ई-निविदा के साथ एक आवेदन प्रस्तुत किया गया**  
**This Document to be Signed and Stamped by Bidder on All Pages and Submitted along with the E-Tender**

**संयंत्र और गैर संयंत्र क्षेत्रों में विविध सिविल रखरखाव कार्य 2025-2026**  
**MISCELLANEOUS CIVIL MAINTENANCE WORKS IN PLANT AND NON PLANT AREAS 2025-2026**

**निविदा संदर्भसंख्या CIV10245/2025**

**Tender Ref. No: CIV10245/2025**

**काम की गुंजाइश**  
**SCOPE OF WORK**

1. ठेकेदार को एचओसी फैक्ट्री परिसर के प्लांट और गैर-प्लांट क्षेत्रों में कार्य की अनुसूची के अनुसार सभी सिविल कार्य करने होंगे।  
The contractor shall carry out all civil works as per the schedule of work in Plant and Non Plant Areas of HOC factory premises.
2. ठेकेदार को अपने खर्च पर कार्य के लिए आवश्यक सभी उपकरण और सामान लाना होगा।  
The contractor at his cost should bring all tools and tackles, required for the work.
3. एचओसी एक स्थान पर पानी और बिजली उपलब्ध कराएगा।  
HOC will provide water and electricity at one point.
4. जहाँ भी आवश्यक हो, ठेकेदार को अपने खर्च पर मानक के अनुसार स्टील मचान की व्यवस्था करनी होगी। मचान जहाँ भी आवश्यक हो, मानक प्रक्रियाओं के अनुसार ही लगाया जाएगा। (मचान के लिए मानक प्रक्रियाएँ और HOCL द्वारा जारी चेकलिस्ट देखें)।  
Steel scaffolding as per standard wherever required has to be arranged by the Contractor at his cost. The scaffolding where ever shall be done as per the standard practices. (Refer standard practices for scaffolding and checklist issued by HOCL).
5. कार्य में लगे मजदूरों को आवश्यक व्यक्तिगत सुरक्षा उपकरणों का उपयोग करना होगा।  
The labourers engaged in the work shall use necessary personal protective equipments.
6. कार्य में प्रयुक्त होने वाली सभी सामग्रियों को खरीद/उपयोग से पहले प्रभारी इंजीनियर द्वारा अनुमोदित किया जाएगा।  
All materials that go with the work shall be approved by the Engineer-in-Charge prior to procurement / use.
7. पर्यवेक्षक की तैनाती: ठेकेदार को एक योग्य पर्यवेक्षक की तैनाती करनी होगी जो संपूर्ण अनुबंध अवधि के दौरान एचओसी के सुरक्षा और पर्यावरण नियमों से अच्छी तरह परिचित हो तथा वह समय-समय पर निर्देश प्राप्त करने के लिए साइट पर उपलब्ध रहेगा।  
Deployment of supervisor: The contractor shall deploy a qualified supervisor who is well conversant with the safety and environmental regulations of HOC throughout the contract period and he/she shall be available at site to receive the instructions from time to time.
8. मापन के विनिर्देश और विधि: सभी कार्य मदों में सर्वोत्तम कारीगरी होनी चाहिए और उन्हें प्रभारी अभियंता की पूर्ण संतुष्टि के अनुसार निष्पादित किया जाना चाहिए। जब तक अन्यथा निर्दिष्ट न किया गया हो, विभिन्न कार्य मदों के विनिर्देश और मापन के तरीके, कार्यों के लिए मानक विस्तृत विनिर्देशों और मापन के तरीकों के अनुरूप होंगे। यदि किसी कार्य मद के लिए मानक विनिर्देश और मापन के तरीके लागू नहीं होते हैं, तो ऐसे मदों के लिए सीपीडब्ल्यूडी के विनिर्देशों का संदर्भ लिया जा सकता है। यदि यह भी लागू नहीं होता है, तो अनुसरण किए जाने वाले विनिर्देश और मापन के तरीके, प्रासंगिक आईएसआई अभ्यास संहिता या अन्यथा स्वीकृत इंजीनियरिंग अभ्यास के आधार पर प्रभारी अभियंता द्वारा निर्धारित किए जाएँगे।

Specifications and mode of measurements: All items of work shall have the best workmanship and be executed to the entire satisfaction of the Engineer-in-charge. Unless otherwise specified, the specifications and mode of measurements for various items of work shall confirm to the standard detailed specifications and mode of measurements for works. In case standard specifications and mode of measurements for any items of works are not applicable, CPWD specifications for such items may be referred to. In case, this is also not applicable, then the specification and mode of measurements to be followed will be laid out by the Engineer-in-charge on the basis of relevant ISI code of practice or otherwise accepted Engg. Practice.

9. विभागीय सामग्री  
कार्य के लिए आवश्यक सीमेंट, स्टील सुट्टीकरण हेतु एमएस रॉड, संरचनात्मक स्टील, एमएस पाइप और प्लेटें, एचओसीएल स्टोर्स से विभागीय रूप से निःशुल्क जारी किए जाएँगे। ठेकेदार को सामग्री एकत्र करने और उसे कार्यस्थल तक पहुँचाने की अपनी व्यवस्था स्वयं करनी होगी और अतिरिक्त सेवा योग्य/स्क्रेप सामग्री एचओसीएल स्टोर्स को वापस करनी होगी, जिसके लिए कोई अतिरिक्त भुगतान नहीं किया जाएगा। ठेकेदार को उसे जारी की गई सभी विभागीय सामग्रियों का लेखा-जोखा देना होगा और सामग्री समाधान विवरण प्रस्तुत करना होगा। अनुबंध की मानक विशेष शर्तों के खंड 3 के अनुसार उसके साथ व्यवहार किया जाएगा। विभागीय

सामग्रियों की कमी या अन्य अनियमितताओं की स्थिति में, जारी दर से दोगुनी दंडात्मक वसूली की जाएगी। विभिन्न मदों के लिए सीमेंट की सैद्धांतिक खपत सीपीडब्ल्यूडी की मानक खपत दर के आधार पर निर्धारित की जाएगी।

#### DEPARTMENTAL MATERIALS

Cement, MS Rod for steel reinforcement, structural steel, MS pipes and MS plates required for the work will be issued departmentally from HOCL Stores on free issue basis. The contractor shall make his own arrangements for collecting and transporting materials to site and return the surplus serviceable / scrap materials to HOCL stores for which no extra payment will be made. The contractor shall account for all departmental materials issued to him and submit material reconciliation statement and will be dealt with in accordance with clauses 3 of standard special conditions of contract. Penal recovery at double the issue rate shall be effects in case of shortages or other irregularities of departmental materials. The theoretical consumption for cement consumption for various items shall be worked out on the basis of CPWD standard rate of consumption.

#### विभागीय सामग्री जारी करने की दर ISSUE RATE OF DEPARTMENTAL MATERIALS

1. पैकिंग में सीमेंट - रु.4800/मीट्रिक टन  
Cement in non-returnable standard packings -Rs.4800/MT
  2. एमएस गोल छड़ें - रु.28000/एमटी  
MS round rods -Rs.28000/MT
  3. टोर स्टील - 30000 रुपये/मीट्रिक टन  
Tor Steel -Rs.30000/MT
  4. संरचनात्मक स्टील जैसे कोण, बीम, चैनल और फ्लैट - रु.32000/मीट्रिक टन  
Structural steel such as angles, beams, channels and flats -Rs.32000/MT
  5. एमएस प्लेट्स - 34000 रुपये/एमटी  
MS Plates -Rs.34000/MT
  6. एमएस पाइप्स - 50000 रुपये/मीट्रिक टन  
MS Pipes -Rs.50000/MT
10. कार्य नियमित कार्य समय के बाद और रविवार/छुट्टियों के दिन भी किया जाएगा। ऐसा कोई भी कार्य जो सामान्य कामकाज को प्रभावित करता हो, उसे केवल सामान्य कार्य समय के बाद ही किया जाएगा।  
The work shall be scheduled beyond regular working hours and on Sundays/holidays. Any work which affects the normal functioning shall be done beyond normal working hours only.
  11. इस नौकरी के लिए अनुबंध की सामान्य शर्तें लागू होंगी।  
General conditions of contract shall be applicable for this job.
  12. सम्पूर्ण कार्य प्रभारी इंजीनियर के विनिर्देशों एवं निर्देशों के अनुसार किया जाएगा।  
The entire work shall be carried out as per the specifications and directions of the Engineer-in-charge.
  13. ठेकेदार को विभिन्न स्थानों पर कार्य निष्पादित करने के लिए पर्याप्त संख्या में श्रमिकों को जुटाना होगा।  
The contractor shall mobilize sufficient group of labourers to execute the work at various locations.
  14. ठेकेदार को यह सुनिश्चित करना होगा कि निष्पादित मूल्य किसी भी परिस्थिति में अनुबंध के कुल मूल्य से अधिक न हो। ठेकेदार की यह ज़िम्मेदारी है कि वह कार्य की मात्रा और निष्पादित एआरसी मूल्य की बारीकी से निगरानी करे और यह सुनिश्चित करे कि सीमा का उल्लंघन न हो।  
ठेकेदार को मासिक आधार पर मात्रा रिपोर्ट प्रस्तुत करनी होगी तथा निष्पादन की कुल राशि निर्दिष्ट करनी होगी।  
Contractor shall ensure that the executed value shall not exceed the total value of the contract under any circumstances. It is the responsibility of the contractor to monitor the quantities of work and executed ARC value very closely and ensure that the limits are not exceeded.  
The contractor shall submit quantity report on monthly basis and specify the total amount of execution.
  15. ठेकेदार को दैनिक आधार पर जुटाए गए मानवशक्ति और उपकरणों की संख्या बताते हुए दैनिक प्रगति रिपोर्ट प्रस्तुत करनी होगी।  
The contractor shall submit daily progress report stating the number of manpower and equipment mobilized on daily basis.
  16. श्रम तैनाती  
ठेकेदार को निर्धारित समय सीमा के भीतर कार्य पूरा करने के लिए (यदि आवश्यक हो) एक साथ कई स्थानों पर कर्मचारियों और सामग्रियों की व्यवस्था करनी होगी। ठेकेदार को कार्य के प्रभारी इंजीनियर की संतुष्टि सुनिश्चित करनी होगी और उसे सौंपे गए कार्य का कुशल पर्यवेक्षण करना होगा।  
Labour deployment  
Contractor shall mobilize men and materials at multiple locations (if required) concurrently to complete the job within stipulated period. The contractor shall ensure to the satisfaction of Engineer in charge for the work and provide efficient supervision over the work entrusted to him.



17. ठेकेदार को सीमेंट/स्टील/ऐसी किसी भी उपभोग्य वस्तु का रजिस्टर रखना होगा जिसमें प्रतिदिन सभी प्रविष्टियाँ दर्ज की जाएँगी, जिसमें प्राप्ति की मात्रा, प्राप्ति की तिथि आदि और साइट पर सीमेंट की दैनिक खपत दिखाई जाएगी। यह रजिस्टर प्रभारी इंजीनियर को सत्यापन के लिए स्वीकार्य होगा। बिना रजिस्टर के बिल जमा करने पर विचार नहीं किया जाएगा।

The contractor shall maintain a cement/steel/any such consumable item registers in which all entries shall be completed day to day showing quantities received, date of receipt etc. and the daily cement consumption at site. The register shall be acceptable to the Engineer in charge for his verification. Submission of bills without the register shall not be entertained.

18. सामग्री का भंडारण और निर्माण स्थल शेड।

ठेकेदार को सभी प्रकार की सामग्रियों के भंडारण, कार्यस्थल और साइट शेड के लिए EIC की पूर्व स्वीकृति से उपयुक्त स्थान ढूँढना होगा। दर में निर्माण स्थल तक सामग्री के सभी मार्ग और उठाव शामिल होंगे। इसके लिए किसी भी अतिरिक्त लागत का दावा स्वीकार्य नहीं होगा।

Storage of materials and construction site shed.

Contractor has to find suitable place with prior approval of EIC for the storage of all types of materials, working place and for site shed. Rate shall be inclusive of all leads and lift of materials to the site of construction. No claim shall be acceptable for any extra cost on account of this.

19. अतिरिक्त सामग्री/निर्माण उपकरणों की सफाई।

ठेकेदार के स्वामित्व वाली किसी भी अतिरिक्त सामग्री/निर्माण उपकरण, औजार आदि को उचित अवधि के भीतर कंपनी परिसर से हटा दिया जाएगा और कार्य पूरा होने के बाद कार्य क्षेत्र को साफ रखा जाना चाहिए।

Cleaning of Excess materials/Construction equipments.

Any excess materials/construction equipments, tools etc. owned by the contractor shall be removed from the company premises within a reasonable period and the area of the work should be kept clean after the completion of work.

20. टूल बॉक्स मीटिंग प्रत्येक नए कार्य के पहले दिन, नए स्थानों पर, विशेष रूप से संयंत्र क्षेत्र में आयोजित की जाएगी।

Tool box meeting shall be conducted on the first day of every new job at new locations especially at plant area.

21. ठेकेदार को सम्पूर्ण कार्य के सुचारु क्रियान्वयन को सुनिश्चित करने के लिए साइट पर तथा उसके आसपास काम कर रही अन्य एजेंसियों के साथ समन्वय करना चाहिए।

The contractor should co-ordinate with other agencies working in and around the site to ensure the smooth implementation of the total job.

22. ठेकेदार या पर्यवेक्षक कार्यों के समन्वय के लिए कंपनी में उपलब्ध रहेंगे। वे या उनके अधिकृत प्रतिनिधि/पर्यवेक्षक प्रतिदिन प्रभारी अभियंता को रिपोर्ट करेंगे। अत्यावश्यक कार्यों के लिए, ठेकेदार को कम से कम समय में आवश्यक मानव संसाधन की व्यवस्था करनी होगी और उसी दिन कार्य पूरा करना होगा।

The contractor or supervisor shall be available in the company for co-ordinating the jobs. He or his authorised representatives/supervisors shall report to the Engineer in charge on a daily basis. For urgent jobs contractor shall arrange the required manpower within the shortest possible time and jobs shall be attended on the same day itself.

23. ठेकेदार को आवश्यकतानुसार आपातकालीन आधार पर कार्य पूरा करना होता है। साथ ही, ठेकेदार को आवश्यकतानुसार विभिन्न स्थानों पर एक साथ कार्य पूरा करने के लिए अतिरिक्त श्रमिकों को भी नियुक्त करना पड़ता है।

The contractor has to carry out the job on emergency basis as and when required. Also the contractor has to engage additional labourers to carry out the jobs simultaneously at different locations on need basis.

24. भूमिगत पाइपलाइन/केबल/ऑप्टिकल फाइबर केबल/जल आपूर्ति लाइनें आदि मिट्टी कार्य खुदाई, पीसीसी, आरसीसी आदि करते समय क्षतिग्रस्त या अव्यवस्थित नहीं होनी चाहिए। मरम्मत शुल्क और क्षति के लिए हुए नुकसान को ठेकेदार के चालू खाता बिल/अंतिम बिल से काट लिया जाएगा।

Underground pipelines/cables/optical fibre cables / water supply lines etc. should not be damaged or dislocated while doing earth work excavation, PCC,RCC etc. Repairing charges and loss incurred for the damages will be deducted from the contractor's running account bills/ final bill.

25. माप और बिलिंग/ Measurements and Billing

- सभी माप मीट्रिक प्रणाली में होंगे। सभी निर्माणाधीन कार्यों को एचओसीएल या ईआईसी के प्रतिनिधि और ठेकेदार के अधिकृत पक्ष द्वारा संयुक्त रूप से क्रमिक रूप से मापा जाएगा और डुप्लिकेट बुक में दर्ज किया जाएगा। ठेकेदार यह सुनिश्चित करेगा कि प्रत्येक कार्य पूरा होने पर माप दोनों प्रतिनिधियों द्वारा प्रमाणित हों।

All measurements shall be in metric system. All the works in progress will be jointly measured by both the representative of HOCL or EIC and the contractor's authorised party progressively and entered in duplicate book. Contractor shall ensure the measurements are certified by both the representatives upon completion of each activity.

संयुक्त माप लेने के उद्देश्य से, ठेकेदार के प्रतिनिधियों को ईआईसी द्वारा अपेक्षित होने पर उपस्थित रहना अनिवार्य होगा। तथापि, किसी भी कारण से, ईआईसी द्वारा माप लिया जाएगा और यह सही माना जाएगा तथा ठेकेदार के लिए बाध्यकारी होगा।

For the purpose of taking joint measurements the contractor's representatives shall be bound to be present whenever required by the EIC. If however the absence of any reasons whatsoever, the measurement will be taken by the EIC and this will be deemed to be correct and binding on the contractor.

2. सभी भुगतानों के लिए मापन साइट पर किए गए वास्तविक कार्य पर आधारित होगा।  
For all payments, measurements will be based on the actual work executed at site.
3. ठेकेदार को सभी माप एक्सेल प्रारूप में दर्ज करने होंगे और सभी चालू बिल/अंतिम बिल माइक्रोसॉफ्ट एक्सेल प्रारूप में हार्ड और सॉफ्ट कॉपी में, प्रभारी अभियंता द्वारा आवश्यकतानुसार जमा करने होंगे। सामान्यतः कार्य निर्माण के लिए जारी किए गए ड्राइंग, यदि कोई हो, के अनुसार ही किया जाना है।  
The contractor shall enter all the measurements in excel format and submit all the running bills/ final bill in Microsoft Excel format in hard and soft copies as required by the Engineer – in- charge. Work in general is to be executed as per drawing issued for construction, if any.
4. माप मीट्रिक प्रणाली में किए जाएंगे तथा संयुक्त माप के आधार पर किए गए कार्य के लिए दरों की अनुसूची के अनुसार मासिक चालू खाता बिल तीन प्रतियों में तैयार करके प्रस्तुत किए जाएंगे।  
Measurements shall be in metric system and monthly running account bills as per schedule of rates in triplicate shall be prepared and submitted for the work done based on joint measurements.
5. अंतिम बिल अनुबंध पूरा होने के तुरंत बाद प्रस्तुत/निपटारा जाएगा, परंतु 60 दिनों से अधिक नहीं।  
Final bill will be submitted/settled immediately after completion of contract but not later than 60 days.
26. कार्य निष्पादित करने वाले संबंधित ईआईसी माप को प्रमाणित करने, कार्य की गुणवत्ता सुनिश्चित करने और संबंधित दस्तावेजों को सत्यापित करने के लिए जिम्मेदार होंगे।  
Concerned EICs executing the job shall be responsible for certifying the measurements, assuring the job quality and verifying related documentations.
27. कार्य से उत्पन्न स्क्रेप सामग्री का निपटान प्रभारी अभियंता के निर्देशानुसार नियमित रूप से किया जाएगा।  
Scrap materials generated from the work shall be disposed off regularly as per the direction of Engineer-in-charge.
28. पुनः प्रयोज्य सामग्री को संबंधित कार्यकारी निदेशक द्वारा निर्धारित स्थानों पर रखा जाएगा। ठेकेदारों को सभी बिलों के साथ सामग्री समाधान विवरण भी प्रस्तुत करना होगा।  
Reusable material shall be stacked at locations identified by concerned EIC. Contractors shall submit material reconciliation statement along with all bills.
29. ठेकेदार को अनुबंध के अनुसार आपूर्ति की जाने वाली वस्तुओं के लिए मूल एमडीएफ, अंतिम बिल के साथ प्रस्तुत करना होगा।  
Contractor shall submit original MDF for the items to be supplied as per contract, along with final bill.
30. बिलों के साथ सीमेंट/स्टील रजिस्टर भी प्रस्तुत करना होगा। अन्य सभी उपभोग्य सामग्रियों से संबंधित दस्तावेज भी प्रस्तुत करने होंगे।  
Cement/Steel register shall also be submitted along with the bills. Documents related to all other consumables shall also be submitted.
31. ठेकेदार को अंतिम बिल के साथ-साथ सभी सैनिटरी वस्तुओं और फिटिंग के लिए गारंटी/वारंटी कार्ड और बिल प्रस्तुत करना होगा।  
Contractor shall submit the guarantee/ warranty card and bills for all the sanitary items and fittings along with the final bill.
32. ठेकेदार को अनुबंध की प्रगति पर नज़र रखने के लिए प्रभारी अभियंता को पाक्षिक आधार पर विभिन्न स्थानों पर निष्पादित प्रत्येक मद के अंतर्गत अनुमानित मात्रा प्रस्तुत करनी होगी।  
Contractor shall submit the approximate quantity under each item executed at various locations on fortnightly basis to Engineer in charge for tracking the progress of the contract.
33. ठेका मजदूरों की नियुक्ति/ Engagement of Contract labourers  
ठेकेदार/सेवा प्रदाता इस बात पर सहमत हैं कि उनके द्वारा संविदात्मक दायित्वों के निर्वहन हेतु नियोजित ठेका श्रमिक की आयु 58 वर्ष तक होगी। किसी भी दान के मामले में, प्रबंधन ठेकेदार/सेवा प्रदाता के विरुद्ध उचित कार्रवाई करने का अधिकार सुरक्षित रखता है।  
Contractors/Service providers here by agrees to ensure that the contract labour engaged by him/her for carrying out his /her contractual obligation will be up to 58 years of age. In case of any donation, the management reserves the right to take suitable action against the contractor/Service provider.
34. नीचे वर्णित सभी सामग्रियों के साथ-साथ आगे के विनिर्देशों के लिए, सभी आकस्मिक शुल्क जैसे कर, लोडिंग/अनलोडिंग शुल्क, भंडारण, सुरक्षित अभिरक्षा, निगरानी और रख-रखाव, अधिशेष सामग्री को वापस भेजना, जहां भी लागू हो, ठेकेदार द्वारा वहन किया जाएगा।  
For all the materials described below as well as in further specifications, all incidental charges such as taxes, loading/unloading charges, storing, safe custody, watch and ward, returning surplus material to go down of issue wherever applicable, shall be borne by the contractor.
35. सकल/ AGGREGATE

ऐसे समुच्चय का उपयोग नहीं किया जाएगा जो सीमेंट के क्षार के साथ रासायनिक प्रतिक्रिया करता हो।

Aggregate which chemically react with the alkalis of cement shall not be used.

a. मोटे समुच्चय/ Coarse Aggregates

मोटा समुच्चय वह समुच्चय है जिसका अधिकांश भाग 4.75 मिमी IS छलनी पर रखा जाता है। इसका विशिष्ट गुरुत्व (संतृप्त सतह शुष्क आधार पर) 2.6 से कम नहीं होना चाहिए। इन्हें कुचली हुई या बिना कुचली हुई बजरी या पत्थर से प्राप्त किया जा सकता है और इन्हें एकल आकार या श्रेणीबद्ध समुच्चयों के रूप में आपूर्ति किया जा सकता है। प्रभारी अभियंता सभी समुच्चयों के उपयोग की अनुमति दे सकते हैं, बशर्ते वे आवश्यकताओं और विनिर्देशों को पूरा करते हों।

Coarse aggregate is the aggregate most of which is retained on 4.75 mm IS sieve. It shall have a specific gravity (Saturated surface dry basis) of not less than 2.6. These may be obtained from crushed or uncrushed gravel or stone and may be supplied as single sized or graded aggregates. The Engineer in-charge may allow all aggregates to be used provided they satisfy the requirements and specifications.

b. उत्तम समुच्चय/ Fine Aggregates

सूक्ष्म समुच्चय वह समुच्चय है जिसका अधिकांश भाग 4.75 मिमी आईएस छलनी से गुजरता है, लेकिन 150 माइक्रोन आईएस छलनी से दस प्रतिशत (10%) से अधिक नहीं गुजरता है।

Fine aggregate is the aggregate most of which passes through 4.75 mm IS sieve but not more than ten percent (10%) passes through 150 micron IS sieve.

सूक्ष्म समुच्चय का अर्थ निर्मित रेत (एम-रेत) भी होगा जो आईएस:383 के ग्रेडिंग ज़ोन I, II और III की आवश्यकताओं के अनुरूप हो। एम-रेत का उपयोग सादे और प्रबलित सीमेंट कंक्रीट कार्यों और प्लास्टरिंग को छोड़कर चिनाई के कार्यों के लिए किया जाएगा। प्लास्टरिंग के लिए पी रेत का उपयोग किया जाएगा।

Fine aggregates shall also mean Manufactured sand (M-Sand) conforming to requirements of grading zones I, II & III of IS:383. M-sand shall be used for plain and reinforced cement concrete works and masonry jobs except plastering. P sand shall be used for plastering.

36. ठेकेदार को कार्यस्थल पर हर समय उतनी मात्रा में एग्रीगेट्स रखने होंगे जितनी प्रभारी इंजीनियर द्वारा कार्य की निरंतरता सुनिश्चित करने के लिए पर्याप्त मानी जाए। प्रत्येक प्रकार और ग्रेड के एग्रीगेट्स को पानी की पर्याप्त निकासी सुनिश्चित करने के लिए पर्याप्त ढलान वाली कठोर, दृढ़ ज़मीन पर अलग-अलग संग्रहित किया जाएगा। साइट पर गीली अवस्था में पहुँचाए गए या बारिश या किसी अन्य कारण से गीले हो गए किसी भी एग्रीगेट को कंक्रीटिंग के लिए उपयोग करने से पहले, पर्याप्त जल निकासी सुनिश्चित करने के लिए कम से कम चौबीस (24) घंटे तक भंडारण में रखा जाएगा, या इंजीनियर के निर्देशानुसार मिश्रण में पानी की मात्रा को उचित रूप से समायोजित किया जाना चाहिए।

The contractor shall at all times maintain at the site such quantities of aggregates as are considered by the Engineer in-charge to be sufficient to ensure continuity of work. Each type and grade of aggregate shall be stored separately on hard, firm ground having sufficient slope to provide adequate drainage of water. Any aggregate delivered to site in a wet condition or becoming wet at site due to rain or any other means shall be kept in storage for at least twenty four (24) hours to obtain adequate drainage, before it is used for concreting, or the water content of mix must be suitably adjusted as directed by the Engineer.

37. इस्पात सुदृढीकरण और संरचनात्मक इस्पात को इस तरह से संग्रहित किया जाना चाहिए कि क्षरण और संरचनात्मक इस्पात क्षरण से बचा जा सके।

The steel reinforcement and structural steel shall be stored in such a way as to avoid and prevent deterioration and structural steel corrosion.

38. ठेकेदार को आवंटित कार्य स्थल एचओसीएल परिसर में कहीं भी हो सकता है। ठेकेदार को एक स्टील रीड्न्फोर्समेंट रजिस्टर रखना होगा जिसमें प्रतिदिन प्राप्त मात्रा, प्राप्ति की तिथि आदि और कार्यस्थल पर दैनिक खपत की सभी प्रविष्टियाँ दर्ज की जाएँगी। यह रजिस्टर प्रभारी अभियंता को सत्यापन के लिए उपलब्ध रहेगा। इस रजिस्टर के बिना बिल जमा करने पर विचार नहीं किया जाएगा।

Working space allotted to the contractor can be anywhere in HOCL premises. The contractor shall maintain a Steel reinforcement register in which all entries shall be completed day-to-day showing the quantities received, date of receipt, etc. and also the daily consumption at site. The register shall be accessible to the Engineer in-charge for his verification. Submission of Bill without this register shall not be entertained.

39. ग्रेनाइट के सभी पत्थर ठोस, टिकाऊ, दोषों, परतदार गुहाओं, दरारों, प्रवाह, रेत के गड्ढों, चोटों, ढीली सामग्री के धब्बों आदि से मुक्त होने चाहिए। उनका रंग और बनावट एक समान होनी चाहिए। दीवारों, ड्रेसिंग, सीढ़ियों, लैंडिंग, कोपिंग, चूल्हों, टेम्प्लेट आदि में पत्थरों को दाने या प्राकृतिक तल क्षैतिज अवस्था में रखा जाना चाहिए। चिनाई द्वारा सहन किए जाने वाले दबाव के लंबवत पथ का निर्माण किया जाना चाहिए। ऊर्ध्वाधर जोड़ को यथासंभव असमान रूप से रखा जाना चाहिए।

All stones of granite shall be sound, durable, free from defects, flake cavities, cracks, flows sand holes, injuries, patches of loose materials etc. They shall be uniform colour and texture. Stones in walling, dressing, steps, landings, copings, hearths, templates etc. shall be placed with the grain or natural bed horizontal. The course shall be built perpendicular to the pressure, which the masonry will bear. Vertical joint shall be staggered as far as possible.

40. अन्य सभी सामग्रियाँ जो यहाँ पूरी तरह से निर्दिष्ट नहीं हैं और जिनका उपयोग कार्य में किया जा सकता है, ठेकेदार द्वारा अपनी लागत पर आपूर्ति की जाएगी, जब तक कि अन्यथा निर्दिष्ट न किया गया हो। सामग्री की गुणवत्ता प्रभारी अभियंता द्वारा अनुमोदित की जानी चाहिए।

All other materials not fully specified herein and which may be used in the work shall be supplied by the contractor at his own cost unless otherwise specified. The quality of the material shall be got approved by the Engineer-in-charge.

ठेकेदार को सामग्री का नमूना प्रभारी इंजीनियर को प्रस्तुत करना होगा तथा खरीद और उपयोग से पहले उसे अनुमोदित कराना होगा।

Contractor shall produce the sample of materials to Engineer in-charge and shall get it approved before procurement and use

41. प्रस्थान करना/ SETTING OUT

ठेकेदार मूल बिंदुओं, रेखाओं और संदर्भ स्तरों के साथ सही और उचित संबंध स्थापित करने, कार्य के सभी भागों के स्तरों, आयामों और संरेखण की शुद्धता और उससे संबंधित सभी आवश्यक उपकरणों, यंत्रों और श्रमिकों की व्यवस्था के लिए जिम्मेदार होगा। यदि कार्य के दौरान किसी भी समय कार्य के किसी भी भाग के स्तरों, आयामों या संरेखण की स्थिति में कोई त्रुटि दिखाई देती है या उत्पन्न होती है, तो ठेकेदार अपने खर्च पर, प्रभारी अभियंता की संतुष्टि के लिए ऐसी त्रुटियों को ठीक करेगा।

कार्यों की योजना पहचाने गए खतरों और गतिविधियों से उत्पन्न जोखिम को ध्यान में रखकर बनाई जाएगी। कार्य केवल वैध कार्य परमिट (मिट्टी कार्य परमिट, गर्म कार्य परमिट, ठंडा कार्य परमिट, अनापति प्रमाण पत्र) के आधार पर ही किए जाएंगे, जैसा भी मामला हो।

Contractor shall be responsible for the true and proper setting out of relation to original points, lines and levels of reference and for the correctness of the levels, dimensions and alignment of all parts of work and for the provision of all necessary instruments, appliances and labour in connection therewith. If at any time during the progress of work any error appears or arises in the position of levels, dimensions or alignment of any part of work, contractor shall at his own expenses, rectify such errors to the satisfaction of the Engineer in-charge.

The jobs shall be planned considering the hazards identified and the risk posed by the activities. The jobs shall be carried out only using valid work permits (earth work permit, hot work permit, cold work permit, Clearance certificate) as the case may be.

### आपूर्ति की गुंजाइश/ SCOPE OF SUPPLY

#### **सामग्री MATERIALS**

- क. ठेकेदारों का दायरा  
कार्य के दायरे और दरों की अनुसूची के अनुसार।
- A. Contractors Scope  
As per scope of work and schedule of rates.
- ख. एचओसीएल का दायरा  
सीमेंट, एमएस रॉड, टोर स्टील, एमएस पाइप, संरचनात्मक स्टील जैसे कोण, चैनल, बीम, फ्लैट आदि और कार्य के लिए आवश्यक एमएस प्लेटें एचओसीएल के स्टोर से मुफ्त जारी आधार पर विभागीय रूप से आपूर्ति की जाएंगी।
- B. HOCL Scope  
Cement, MS Rods, Tor Steel, MS Pipes, Structural steel like angles, channels, beams, flats etc. and MS plates required for the work shall be supplied departmentally from HOCL's stores on free issue bases.

#### **उपकरण और टैकल/ TOOLS AND TACKLES**

- क. ठेकेदारों का दायरा  
कार्य के लिए आवश्यक सभी उपकरण और साज-सामान की व्यवस्था ठेकेदार द्वारा की जाएगी।
- a. Contractors Scope  
All tools and tackles required for the work will be arranged by the contractor.
- ख. एचओसीएल का दायरा  
शून्य
- b. HOCL Scope  
Nil

**इस दस्तावेज़ पर हस्ताक्षर किए जाने हैं और स्टाम्प बोलीदाता द्वारा सभी पृष्ठों पर ई-निविदा के साथ एक आवेदन प्रस्तुत किया गया**  
**This Document to be Signed and Stamped by Bidder on All Pages and Submitted along with the E-Tender**

**कार्यकानाम: संयंत्र और गैर संयंत्र क्षेत्रों में विविध सिविल रखरखाव कार्य 2025-2026**  
**Name of Work: MISCELLANEOUS CIVIL MAINTENANCE WORKS IN PLANT AND NON PLANT AREAS 2025-2026**

**निविदा संदर्भ संख्या : CIV10245 /2025**

**Tender Ref. No: CIV10245/2025**

**अनुबंध की विशेष शर्तें**  
**SPECIAL CONDITIONS OF CONTRACT**

1. कार्य हेतु नियोजित श्रमिकों और पर्यवेक्षकों के लिए सुरक्षा हेलमेट ,सुरक्षा जूते ,चश्मे ,सुरक्षा बेल्ट ,दस्ताने और अन्य पीपीई आदि की व्यवस्था ठेकेदार द्वारा की जानी है। सुरक्षा उपकरण )पीपीई (पहने बिना कोई भी कार्य नहीं किया जाना चाहिए।  
Safety Helmets, safety shoes, goggles, safety belts, gloves and other PPEs etc. for the workmen and supervisor employed for the work are to be arranged by the contractor. No work to be carried out without wearing safety gadgets (PPE's).
2. आप अपने कर्मचारियों को सार्वजनिक स्थानों और कार्य क्षेत्र में थूकने से सख्ती से मना करेंगे।  
You shall strictly instruct your workers not to spit in the public places and area of work.
3. संपूर्ण कार्य मानक इंजीनियरिंग पद्धति के अनुसार किया जाना है तथा एचओसी/तृतीय पक्ष निरीक्षण एजेंसी द्वारा चरणबद्ध निरीक्षण किया जाना है।  
The entire work is to be carried out as per the standard engineering practice and subjected to stage inspection by HOC/3rd party inspection agency.
4. किसी भी प्रकार का कार्य करने से पहले आवश्यक सुरक्षा परमिट लेना होगा। प्रत्येक शिफ्ट में परमिट का नवीनीकरण किया जाएगा।  
Necessary safety permit shall be taken before doing any kind of jobs. The permit shall be renewed on every shift.
5. कार्य से उत्पन्न होने वाले सभी मलबे ,अपशिष्ट आदि को प्रभारी इंजीनियर के निर्देशानुसार कंपनी परिसर के अंदर कहीं भी निपटाया जाना चाहिए।  
All debris, waste etc. arising out of the job should be disposed anywhere inside company premises as per direction of engineer in charge.
6. यदि कार्य की प्रगति और गुणवत्ता असंतोषजनक पाई जाती है ,तो एचओसी को कार्य रोकने का पूरा अधिकार है। शेष कार्य एचओसी द्वारा किसी अन्य एजेंसी के माध्यम से प्रथम ठेकेदार की लागत और जोखिम पर कराया जाएगा।  
HOC has every right to stop the work if the progress and quality of work is found unsatisfactory. The balance work will be carried out by HOC through another agency at the cost and risk of the first contractor.
7. ठेकेदार को कार्य शुरू करने के लिए सूचना मिलने के समय से उचित अवधि के भीतर आवश्यक उपकरणों और उपकरणों के साथ पूरी टीम को जुटाना होगा।  
Contractor has to mobilize the complete team with necessary tools and tackles within reasonable period from the time of intimation to start the work.
8. आपसे अनुरोध है कि आप अपने द्वारा नियोजित कर्मचारियों के लिए आवश्यक बीमा करवाएँ ताकि कार्य निष्पादन के दौरान होने वाली किसी भी दुर्घटना से उत्पन्न होने वाली देयता को कवर किया जा सके। HOC किसी भी प्रकार की दुर्घटना की स्थिति में कोई ज़िम्मेदारी नहीं लेगा या कोई दावा स्वीकार नहीं करेगा।  
You are requested to take necessary insurance for the personnel employed by you for the coverage of the liability to the people employed by them, arising out of any accident occurring during the execution of the work. HOC will not take any responsibility or admit any claim in the event of an accident in any manner.
9. पूरे कार्य के दौरान ठेकेदार या उसका अधिकृत पर्यवेक्षक कार्य स्थल पर उपलब्ध रहेगा।  
Either the contractor or his authorized supervisor shall be available at work site throughout the work.

10. ठेकेदार को अनुबंध-ए,बी और सी में दिए गए सभी खंडों का पालन करना होगा जैसे ईएसआई,सुरक्षा विनियम और अनुबंध की सामान्य शर्तें, कामगार मुआवजा ,व्यक्तिगत सुरक्षा उपकरण )पीपीई ,(श्रम कानून ,पीएफ ,पर्यावरण संरक्षण और सीमित स्थान में प्रवेश के लिए ठेकेदारों/आपूर्तिकर्ताओं को दिशानिर्देश  
The Contractor shall follow all clause in Annexure – A, B & C like ESI, Safety Regulations and General Conditions of Contract, Workmen Compensation, Personal Protective Equipments (PPE), Labor Laws, PF, Guidelines to contractors / suppliers for environmental protection & Confined Space Entry
11. दर्शाई गई मात्रा परिस्थिति के अनुसार घट-बढ़ सकती है। हालाँकि ,दर और अन्य नियम व शर्तें अनुबंध की पूरी अवधि के दौरान समान रहती हैं ,जिसके लिए ठेकेदार को तैयार रहना होगा।  
The quantity shown can vary i.e. Increase or decrease depending upon the situation. However, the rate and other terms and conditions are same throughout the pendency of the contract for which the contractor must be ready.
12. ठेकेदार को उपकरण ,मशीनरी आदि सामग्री एचओसीएल में लाने के लिए प्रभारी अभियंता से पूर्व अनुमति लेनी होगी।  
Contractor shall get prior permission from the Engineer-in-Charge for bringing the tools machinery's etc. material to HOCL.

**इस दस्तावेज़ पर हस्ताक्षर किए जाने हैं और स्टाम्प बोलीदाता द्वारा सभी पृष्ठों पर ई-निविदा के साथ एक आवेदन प्रस्तुत किया गया**  
***This Document to be Signed and Stamped by Bidder on All Pages and Submitted along with the E-Tender***

**कार्यकानाम: संयंत्र और गैर संयंत्र क्षेत्रों में विविध सिविल रखरखाव कार्य 2025-2026**  
**Name of Work: MISCELLANEOUS CIVIL MAINTENANCE WORKS IN PLANT AND NON PLANT AREAS 2025-2026**

**निविदासंदर्भसंख्या: सीआईवी10245/2025**  
**Tender Ref. No: CIV10245/2025**

**अनुपालन / नो-डिवीजनस्टेटमेंट**  
**COMPLIANCE / NO-DEVIATION STATEMENT**

निविदा आईडी/ Tender ID:

एतद्वारा यह बताया जाता है कि हमारे द्वारा प्रस्तुत कोटेशन/प्रस्ताव जांच के विरुद्ध जारी किए गए दस्तावेजों के पूर्णतः अनुरूप है तथा यह भी पुष्टि की जाती है कि जांच के अनुसार सभी नियमों व शर्तों से कोई विचलन नहीं है।

It is hereby stated that the quotation/offer submitted by us is in full compliance with the documents issued against the enquiry and also further confirmed that there is no deviation from all the terms and conditions as per the enquiry.

निविदाकर्ता के हस्ताक्षर  
 Signature of the Tenderer :

निविदाकर्ता का नाम :  
 Name of the Tenderer

पता :  
 Address

स्थान :

Place :

सील SEAL

तारीख :

Date :

**इस दस्तावेज़ पर हस्ताक्षर किए जाने हैं और स्टाम्प बोलीदाता द्वारा सभी पृष्ठों पर ई-निविदा के साथ एक आवेदन प्रस्तुत किया गया**  
**This Document to be Signed and Stamped by Bidder on All Pages and Submitted along with the E-Tender**

**कार्यकानाम: संयंत्र और गैर संयंत्र क्षेत्रों में विविध सिविल रखरखाव कार्य 2025-2026**  
**Name of Work: MISCELLANEOUS CIVIL MAINTENANCE WORKS IN PLANT AND NON PLANT AREAS 2025-2026**

**निविदा संदर्भ संख्या: CIV10245/2025**

**Tender Ref. No: CIV10245/2025**

**अनुबंध की सामान्य शर्तों (जीसीसी) का अनुपालन**  
**COMPLIANCE OF GENERAL CONDITIONS OF CONTRACT (GCC)**

एतद्वारा यह बताया जाता है कि हमने अनुबंध की सामान्य शर्तों (जीसीसी) को पढ़ और समझ लिया है तथा पुष्टि करते हैं कि हम जीसीसी की सभी शर्तों का पालन करते हैं।

It is hereby stated that we have read and understood General Conditions of Contract (GCC) and confirm that we abide by all the terms and conditions of GCC.

निविदाकर्ता के हस्ताक्षर :

Signature of the Tenderer

निविदाकर्ता का नाम :

Name of the Tenderer

पता :

Address

स्थान :

Place:

सील SEAL

तारीख:

Date

**इस दस्तावेज़ पर हस्ताक्षर किए जाने हैं और स्टाम्प बोलीदाता द्वारा सभी पृष्ठों पर ई-निविदा के साथ एक आवेदन प्रस्तुत किया गया**  
**This Document to be Signed and Stamped by Bidder on All Pages and Submitted along with the E-Tender**



कार्यकानाम: संयंत्र और गैर संयंत्र क्षेत्रों में विविध सिविल रखरखाव कार्य 2025-2026

Name of Work: MISCELLANEOUS CIVIL MAINTENANCE WORKS IN PLANT AND NON PLANT AREAS 2025-2026

निविदा संदर्भ संख्या : CIV10245/2025

Tender Ref. No: CIV10245/2025

जाँचसूची CHECK LIST

## प्रो-फॉर्मा-तकनीकीबोली PRO-FORMA-TECHNICAL BID

1. अनुलग्नक-II के अनुसार पूर्व-योग्यता मानदंड को प्रमाणित करने वाले दस्तावेज़ प्रस्तुत किए गए (हां/नहीं)।  
Documents substantiating prequalification criteria as per Annexure - II submitted (YES/NO).
2. सामान्य नियम एवं शर्तें, कार्य का दायरा (अनुलग्नक II, III, IV, V, VI, VII A, B एवं C) (निविदा दस्तावेजों का पूरा सेट) सभी पृष्ठों पर हस्ताक्षर एवं मुहर लगाकर स्कैन एवं अपलोड किया जाना है (हां/नहीं)।  
General Terms and Conditions, Scope of Work (Annexure II, III, IV, V, VI, VII A, B & C) (complete set of Tender Documents) to be signed and stamped on all pages, scanned and uploaded (YES/NO).
3. ब्लैक लिस्टिंग/हॉलिडे लिस्टिंग की घोषणा का प्रोफार्मा (अनुलग्नक डी) - विधिवत भरा हुआ, हस्ताक्षरित और मुहर लगा हुआ, स्कैन किया हुआ और अपलोड किया हुआ (हां/नहीं)।  
Proforma of Declaration of Black Listing/ Holiday Listing (Annexure D) - duly filled, signed and stamped, scanned and uploaded (YES/NO).
4. बोलीदाता सूचना (अनुलग्नक - ई) - अपनी पुष्टि के सामने ✓ चिह्न लगाएं , हस्ताक्षरित और मुहर लगी हुई, स्कैन की हुई और अपलोड की हुई (हां/नहीं)।  
Bidder Information (Annexure - E) - put ✓ mark in front of your confirmation, signed and stamped, scanned and uploaded (YES/NO).
5. बोली की पुष्टि (5 लाख से अधिक) ( अनुलग्नक एफ ) - विधिवत भरा हुआ, हस्ताक्षरित और मुहर लगा हुआ, स्कैन किया हुआ और अपलोड किया हुआ। (हां/नहीं)  
BID CONFIRMATION (MORE THAN 5 LAKHS) (Annexure F) - duly filled, signed and stamped, scanned and uploaded. (YES/NO)
6. बोली सुरक्षा घोषणा (अनुलग्नक एच) - विधिवत भरा हुआ, हस्ताक्षरित और मुहर लगा हुआ, स्कैन किया हुआ और अपलोड किया हुआ। (हां/नहीं)  
Bid security Declaration (Annexure H) - duly filled, signed and stamped, scanned and uploaded. (YES/NO)
7. सार्वजनिक खरीद के लिए सत्यनिष्ठा संहिता पर घोषणा (अनुलग्नक एल) - विधिवत भरा हुआ, हस्ताक्षरित और मुहर लगा हुआ, स्कैन किया हुआ और अपलोड किया हुआ। (हां/नहीं)  
Declaration on Code of Integrity for Public Procurement (Annexure L) - duly filled, signed and stamped, scanned and uploaded. (YES/NO)
8. बैंक गारंटी (ईएमडी/सुरक्षा जमा के लिए) ( अनुलग्नक क्यू ) - विधिवत भरा हुआ, हस्ताक्षरित और मुहर लगा हुआ, स्कैन किया हुआ और अपलोड किया हुआ। (हां/नहीं)  
Bank Guarantee (for EMD/ Security deposit) (Annexure Q) - duly filled, signed and stamped, scanned and uploaded. (YES/NO)
9. आदेश के अनुपालन की घोषणा (अनुलग्नक आर) - विधिवत भरा हुआ, हस्ताक्षरित और मुहर लगा हुआ, स्कैन किया हुआ और अपलोड किया हुआ (हां/नहीं)।  
Declaration of compliance of order (Annexure R) - duly filled, signed and stamped, scanned and uploaded (YES/NO).
10. वाहनों के उपयोग के लिए ठेकेदार को निर्देश (अनुलग्नक एस) - विधिवत भरा हुआ, हस्ताक्षरित और मुहर लगा हुआ, स्कैन किया हुआ और अपलोड किया हुआ (हां/नहीं)।  
Instruction to the contractor for use of vehicles (Annexure S) - duly filled, signed and stamped, scanned and uploaded (YES/NO).

11. निविदा प्रस्तुत करने के साथ घोषणा पत्र (अनुलग्नक डब्ल्यू) - विधिवत भरा हुआ, हस्ताक्षरित और मुहर लगा हुआ, स्कैन किया हुआ और अपलोड किया हुआ (हां/नहीं) ।  
Form of declaration along with submission of tender (Annexure W) - duly filled, signed and stamped, scanned and uploaded (YES/NO).
12. मचान के उपयोग के लिए मैनुअल हस्ताक्षरित और अपलोड किया गया - अनुलग्नक - एसी (हां/नहीं) ।  
Manual for use of scaffolding signed and uploaded – Annexure – AC (YES/NO).
13. उपकरण/औजारों की सूची अपलोड की गई है (हां/नहीं) ।  
Equipment/tools list is uploaded (YES/NO).
14. निविदा के खंड संख्या और पृष्ठ संख्या के संदर्भ में अपवाद और विचलन, यदि कोई हो, एक अलग विवरण (विचलन विवरण) के रूप में प्रस्तुत किया जाएगा।  
Exceptions and deviations, if any, with reference to the Clause No. and page No. of Tender shall be submitted as a separate statement (Deviation Statement)

सभी पृष्ठों पर हस्ताक्षरित एवं मुहरबंद निविदा दस्तावेज संलग्न करें (निविदा सूचना, कार्य का दायरा, अनुबंध की शर्तें, अनुभव प्रमाण पत्र की प्रतियां, कार्य आदेश, आदि)। Enclosed the tender documents signed & sealed in all pages (Tender Notice, Scope of Work, Conditions of Contract, Copies of Experience Certificate, Work Orders, etc.)

निविदाकर्ता के हस्ताक्षर :  
Signature of the Tenderer

निविदाकर्ता का नाम :  
Name of the Tenderer

पता :  
Address

जगह:

Place:

तारीख:

Date:

**इस दस्तावेज़ पर हस्ताक्षर किए जाने हैं और स्टैम्प डी बोलीदाता द्वारा सभी पृष्ठों पर ई-निविदा के साथ एक आवेदन प्रस्तुत किया गया**  
**This Document to be Signed and Stamped by Bidder on All Pages and Submitted along with the E-Tender**

## **ANNEXURE – A**

### **ESI, PF, LABOUR LAW ETC. – REQUIREMENTS**

#### **1. ESI As per the ESI Act 1948**

The Contractor shall enroll all his men deployed for the work in the ESI scheme. Registration for all workmen under ESI scheme is also to be complied with.

#### **2. Safety Regulations and General Conditions of Contract**

The Contractor should be strictly abide all the safety regulation of HOC specified in GCC. Contractor should obtain necessary safety work permit from authorised officer before starting the work every day, in every shift.

#### **3. Workmen Compensation**

It will be your responsibility to meet all claims for compensation under workmen's Compensation Act 1923. ESI or under any other law in respect of sickness, accidents injury or death suffered by workmen engaged by you for carrying out the work. It shall be the sole responsibility of the contractor to comply with Employee's State Insurance Act 1948. You will also be responsible and liable in respect of claims for damage to property or persons arising from or in the course of execution of the contract work undertaken by you. You hereby agree that you shall keep HOC fully indemnified in respect of claims under the Workmen Compensation Act and all other claims aforesaid and you shall not under any circumstances raise any dispute with regard to the same.

#### **4. Personal Protective Equipments (PPE)**

You are requested to use personal protective equipment such as

1. Safety Helmet
2. Safety belts
3. Welder's Personal Protective equipment like goggles, gloves, shoes and face shield

As a measure to contain the spread of COVID-19, the following PPEs are essentially required to be provide to your workers:

1. Face Mask
2. Face Shield
3. Gloves

Also all your workers are to be subjected to temperature screening at Security, hand wash at the entrance, maintain physical distancing as far as possible.

You shall strictly instruct your workers not to spit in the public places and area of work.

It is the basic responsibility of the Contractor to provide all the safety gadgets (PPEs) as mentioned above to all their Supervisors/Workers.

And without these PPEs Contractor will not be allowed to carryout any job, which may please be noted.

#### **5. Labour Laws & Provident Fund**

You are requested to possess:

1. A License from the Labour Dept. under Contract Labour (Regulation and Abolition) Act 1970.
2. A separate PF Code under the Employee PF Act – 1952 and also furnish details of CPF Contribution payment made with the Regional PF Commissioner.

## **6. Guidelines to Contractors/Suppliers for Environmental Protection**

- Contractors/suppliers shall ensure that impact due to the environmental aspects of goods and services is minimum.
- Effluent generated during the activity is to be routed to effluent treatment plant as per the instructions given by the Engineer-in-Charge.
- Hazardous waste generated during the activity is to be disposed in accordance with Hazardous Waste (Management & Handling) Rules as per the instructions given by the Engineer-in-Charge.
- All other solid wastes are to be disposed as per the instructions given by the Engineer-in-Charge.
- Avoid leaks and spills to minimise the impact on environment. In the case of any leaks/spills immediately inform Engineer-in-Charge to take appropriate corrective action.
- If the item handled falls under hazardous category, please ensure that:
  - a. Product literature including MSDS/TREM Card etc. accompany the consignment.
  - b. Packing and labeling are in accordance with the requirement of Manufacture, Storage & Import of Hazardous Chemicals Rules.

## **7. B. Confined Space Entry**

If entry into a confined space (like inside entry to columns, heat exchanger shells, vessels, filters, spheres, bullets, boilers etc.) is a part of the work, contractor should register the name and other details in the register kept for the purpose each time. All safety regulation has to be adhered and permit to be obtained before entering into a confined space. Also after coming out from the confined space, the worker/supervisor has to report to the Engineer-in-Charge each time without fail. Any deviation in this register will not be permitted in any case.

## **ANNEXURE - B**

### **LABOUR LAWS – CHECK LIST**

#### **1. Contract Labour (Regulation & Abolition) Act – 1970**

Contractor should possess Labor License if he engages more than 19 workers at a time for a particular job.

#### **2. ESI Act 1948**

A worker whose wages (excluding Overtime Wage) does not exceed `15,000/- per month will be covered under the Act. Please note that workers can be allowed to work inside the Factory Premises / Township only after completing the following procedures:

- a. Those labourers already registered under ESI should submit their ESI card along with a copy.
- b. For new cases, the following documents are to be produced for registering under the Act:
  1. Registration form duly filled in by the worker concerned.
  2. Proof of identity – Address and Age (SSLC / Birth Certificate / Driving License / Passport, etc.)
  3. Family photograph – 2 Nos.
- c. For those workers whose wages is claimed to be more than `15,000/- per month should produce the following documents:
  1. An undertaking from his employer that his wage is more than `15,000/- per month and he is not required to be covered under ESI Act is to be submitted.
  2. A copy of the Personal Accident Policy showing that the worker is covered under the policy.

#### **3. The EPF & MP Act – 1952**

- a. The concerned worker has to file nomination form
- b. If already covered under the Act and Scheme, the related document to be submitted.

#### **4. Interstate Migrant Workmen (Regulation of Employment and Conditions of Service) Act 1979**

The contractor should possess License under this Act, if he engages 05 or more interstate migrant workmen on any day.

## **ANNEXURE - C**

### **SAFETY, HEALTH & ENVIRONMENT (SHE) CONDITIONS**

The following Safety, Health and Environment conditions shall apply to the Contractor those who are working at HOCL, Ambalamugal.

- Shall ensure the availability and suitability of qualified and experienced personnel at the site for effective and efficient SHE management.
- Shall ensure that the equipment, materials, consumables are in conformity with the requirements.
- Shall ensure that all equipments/scaffolding used are having adequate stability.
- Shall ensure that appropriate and adequate PPEs are provided and worn by the personnel involved.
- Shall ensure that safety signs are posted as appropriate to the activity/hazard as required.
- Shall ensure the removal of material from site, which do not conform to the requirements.
- Shall ensure no adverse impact on environment due to activities.
- Shall maintain proper close supervision over their employee's activities.
- Shall identify the hazards related to their nature of work being executed and develop methods to eliminate/control those hazards where required to prevent any unwanted incidents/accident.
- Shall educate/train the workers throughout the work and improve their SHE awareness.
- Shall ensure adequate hygiene, (i.e. cleanliness, environment free from dust and fume, proper lighting and drinking water to all worker employed by the contractor).
- Shall ensure regular controls are in place for the following by doing regular checks/inspections but not limited to the following:
  - Vehicles & equipments
  - Tools, equipments, lifting appliances
  - Safety equipments
  - Fire protection
- Shall at his own expenses from time to time and whenever required clear away and remove all rubbish/scrap/unwanted materials from its work area to designated area.
- Shall report all incidents/accidents occurring if any connected with the job. The Contractor shall prepare and submit an incident/accident report to OWNER's Safety Department.

## **ANNEXURE - D**

### **PROFORMA OF DECLARATION OF BLACK LISTING/HOLIDAY LISTING**

#### **In the case of a Proprietary Concern:**

I hereby declare that neither I in my personal name or in the name of my Proprietary concern M/s. \_\_\_\_\_ which is submitting neither the accompanying Bid/Tender nor any other concern in which I am proprietor nor any partnership firm in which I am involved as a Managing Partner have been placed on black list or holiday list declared by any Government Public Sector company (CPSU) or any of the administrative ministries, except as indicated below:

(Here give particulars of blacklisting or holiday listing, and in absence there of state "NIL")

#### **In the case of a Partnership Firm:**

We hereby declare that neither we, M/s. \_\_\_\_\_, submitting the accompanying Bid/Tender nor any partner involved in the management of the said firm either in his individual capacity or as proprietor or managing partner of any firm or concern have or has been placed on blacklist or holiday list declared by any Government Public Sector Company (CPSU) or any of the administrative ministries, except as indicated below:

(Here give particulars of blacklisting or holiday listing, and in absence there of state "NIL")

#### **In the case of Company:**

We hereby declare that we have not been placed on any holiday list or black list declared by any Government Pubic Sector Company (CPSU) or any of the administrative ministries, except as indicated below:

(Here give particulars of blacklisting or holiday listing, and in absence there of state "NIL")

It is understood that if this declaration is found to be false in any particular, Hindustan Organic Chemicals Limited or its Administrative Ministry, shall have the right to reject my/our bid, and if the bid has resulted in a contract, the contract is liable to be terminated.

PLACE:

DATE:

SIGNATURE OF THE BIDDER

## अनुबंध “ क”

### इएसआई,पीएफ श्रम कानून आदि - अपेक्षाएं

#### 1.इएसआई अधिनियम 1948 के अनुसार इ एस आई

ठेकेदार काम के लिए तैनात अपने सभी कामगारों को इएसआई योजना के तहत नामित करेगा । इएसआई योजना के अधीन सभी कामगारों के लिए पंजीकरण का अनुपालन किया जाना है॥

#### 2.संविदा की सुरक्षा विनियम और सामान्य शर्तें

ठेकेदार संविदा के सामान्य शर्तों में निर्धारित एचओसी के सभी सुरक्षा विनियमों का संख्ती से पालन करेगा । ठेकेदार को प्रतिदिन प्रतिशिफ्ट में काम शुरू करने के पहले प्राधिकृत अधिकारी से आवश्यक सुरक्षा कार्य परमिट प्राप्त करना चाहिए ।

#### 3. कामगार क्षतिपूर्ति

कर्मचारी क्षतिपूर्ति अधिनियम 1923 के तहत क्षतिपूर्ति के लिए सभी दावों का वहन करना आपका दायित्व होगा । कार्य करने के लिए आपके द्वारा तैनात कामगार बीमारी,दुर्घटना,चोट या मृत्यु से पीडित होने में इ एस आई या अन्य किसी नियम के अधीन दायित्व आपका रहेगा । कर्मचारी राज्य बीमा अधिनियम 1948 का अनुपालन करना ठेकेदार का पूर्ण दायित्व होगा। आपके द्वारा लिए गए संविदा कार्य के निष्पादन के दौरान होनेवाले संपत्ति या व्यक्तियों के नुकसान हेतु दावे के लिए आप उत्तरदायी और ज़िम्मेदार रहेगा । आप एतद्वारा सहमत हैं कि आप कामगार क्षतिपूर्ति अधिनियम और उपर्युक्त अन्य सभी दावों के तहत एच ओ सी को पूर्ण रूप से मुक्त करेंगे और आप इस संबंध में किसी भी परिस्थिति में कोई तर्क नहीं उठाएगा ।

#### 4.निजी सुरक्षा उपकरणों (पी पी ई )

आप से अनुरोध है कि निम्नलिखित निजी सुरक्षा उपकरणों का उपयोग करें

- 1.सेफ्टी हेलमेट
- 2.सेफ्टी बेल्ट
- 3.वेलडरों की निजी सुरक्षा उपकरणों जैसे गोगलस ,ग्लौस ,शूप्स एण्ड फेस शील्ड
4. गोगलस और फेस शील्ड

यह ठेकेदार का मूल दायित्व है कि वे अपने सभी पर्यवेक्षकों/कामगारों को ऊपर कहे गए सभी सुरक्षा उपकरणों (पी पी ई ) प्रदान करें ।

यह भी कृपया नोट करें कि इन सुरक्षा उपकरणों के बिना ठेकेदार को कोई काम करने की अनुमति नहीं दी जाएगी ।

#### 5.श्रम कानून एवं भविष्य निधि

आपसे अनुरोध है कि आपके साथ -

- 1.श्रम विभाग से संविदा श्रम (विनियम एवं उन्मूलन ) अधिनियम 1970 के तहत एक लाइसेंस।
- 2.कर्मचारी भविष्यनिधि अधिनियम 1952 के अधीन एक अलग पी एफ कोड हो और क्षेत्रीय भविष्य निधि आयुक्त के साथ किए गए सीपीएफ अंशदान के भुगतान संबंधी विवरण भी प्रस्तुत करें ।



## **6 पर्यावरण संरक्षण के लिए ठेकेदारों/आपूर्तिकर्ताओं को दिशा - निर्देश :**

\* ठेकेदार/आपूर्तिकर्ता यह सुनिश्चित करें कि सामग्रियों और सेवाओं की वजह से पर्यावरण पहलुओं पर प्रभाव न्यूनतम हो ।

\* इस गतिविधि के दौरान सृजित एफ्लुवेन्ट को इंजीनियर प्रभावी द्वारा दिए गए अनुदेशों के अनुसार एफ्लुवेन्ट ट्रीटमेंट प्लांट से छोड़ दें।

\* इस गतिविधि के दौरान सृजित जोखिम अवशिष्ट निपटान को प्रभारी इंजीनियर द्वारा दिए गए अनुदेशों के अनुसार जोखिम अवशिष्ट (प्रबंधन एवं उपयोग) नियमानुसार करना है ।

\* अन्य सभी ठोस अवशिष्टों को प्रभारी इंजीनियर द्वारा दिए गए अनुदेशों के अनुसार निपटाना है ।

\* पर्यावरण पर प्रभाव कम करने के लिए लीक एवं स्पिल से बचे । यदि कोई लीक / स्पिल हो तो सुधार कार्य करने के लिए प्रभारी इंजीनियर को तत्काल सूचित करें ।

\* यदि उपयोगित मद जोखिम वर्ग में आता है तो यह सुनिश्चित करें कि :-

क) एम एस डी एस / ट्रेम कार्ड आदि सहित उत्पाद संबंधी विवरण सामग्री के साथ होना चाहिए ।

ख) जोखिम रसायन नियमावली के निर्माण, भंडार एवं निर्यात की अपेक्षा के अनुसार पैकिंग और लेबलिंग होना चाहिए ।

## **7. सीमित क्षेत्र प्रवेश**

यदि काम के संबंध में सीमित क्षेत्र (जैसे कॉलम्स, हीट एक्सचेंजर, शेलस, वेसलस, फिल्टर्स, स्पीरिस, बुलेट्स, बोइलर आदि ) में प्रवेश करना है तो ठेकेदार को इस उद्देश्य के लिए रखे गए रजिस्टर पर नाम और अन्य विवरण प्रत्येक समय दर्ज करना चाहिए । सीमित क्षेत्र में प्रवेश करने के पहले सभी सुरक्षा विनियमों का पालन करना है और परमिट प्राप्त करना है । सीमित क्षेत्र से बाहर आते समय कामगार/ पर्यवेक्षक को प्रत्येक समय प्रभारी इंजीनियर को अवश्य रिपोर्ट करना है । किसी भी मामले में इस रजिस्टर से किसी प्रकार की विचलन की अनुमति नहीं दी जाएगी ।

## अनुबंध - 'ख'

### विषय : श्रम कानून - जॉच सूची

#### 1.संविदा श्रम (विनियम और उन्मूलन ) अधिनियम -1970

प्रत्येक काम के लिए एक ही समय 19 से अधिक मजदूरों को लगाते समय ठेकेदार को श्रम लाइसेंस प्राप्त करना चाहिए ।

#### 2.कर्मचारी राज्य बीमा अधिनियम 1948

कामगार जिनका वेतन(समयोपरि भत्ता छोड़कर) प्रतिमाह 15000/-से अधिक न हो, इस अधिनियम के तहत आता है । कृपया ध्यान दें कि निम्नलिखित कार्यकलाप पूरा करने के बाद ही फैक्टरी परिसर/टाऊनशिप में कामगारों को काम करने की अनुमति दिया जाएगा ।

क) इ एस आई के अधीन पहले ही पंजीकृत मजदूरों को इ एस आई कार्ड और उसकी एक प्रति प्रस्तुत करना चाहिए ।

ख) नए मामले में, इस अधिनियम के अधीन पंजीकृत करने के लिए निम्नलिखित दस्तावेजें प्रस्तुत करना चाहिए ।

1.संबंधित कामगार द्वारा यथाविधि भरे हुए पंजीकृत प्रपत्र ।

2.पहचान के लिए प्रमाण -पता एवं आयु (एस एस एल सी,जन्म प्रमाण पत्र,ड्राइविंग लाइसेंस,पासपोर्ट आदि ।

3.परिवार के दो फोटो -

ग) ऐसे कामगार जिनका वेतन प्रतिमाह 15000/ से अधिक दावा दे रहे हैं, निम्नलिखित दस्तावेजें प्रस्तुत करनी चाहिए ।

1.उनके नियोक्ता से यह वचनबंध प्रस्तुत करना है कि प्रतिमाह उनका वेतन रू.15000/ से अधिक है और उन्हें इ एस आई अधिनियम के तहत शामिल करने की आवश्यकता नहीं है ।

2. निजी दुर्घटना पॉलिसी की एक प्रति इसमें यह दर्शाता है कि कामगार इस पॉलिसी की सुरक्षा हैं ।

#### 3. इ पी एफ और एम पी अधिनियम 1952

क) संबंधित कामगार को नामांकन प्रपत्र फाईल करना है ।

ख).यदि प्रस्तुत अधिनियम और योजना के तहत पहले ही नामित हो,तो संबंधित दस्तावेज प्रस्तुत करें ।

#### 4.अन्तर राज्य प्रवासी कामगार (रोजगार और सेवा शर्तों के विनियम) अधिनियम 1979

यदि ठेकेदार किसी भी दिन 05 या उससे अधिक अन्तर राज्य प्रवासी कामगार को काम के लिए लगाते हो तब उन्हें प्रस्तुत अधिनियम के तहत लाइसेंस प्राप्त करना चाहिए ।

### सुरक्षा, स्वास्थ्य एवं पर्यावरण (एस एच ई) की शर्तें

एस ओ सी एल, अंबलमुगल में काम करने वाले ठेकेदारों के लिए निम्नलिखित सुरक्षा, स्वास्थ्य एवं पर्यावरण शर्तें लागू होंगे।

1. सुरक्षा, स्वास्थ्य एवं पर्यावरण के प्रभावी एवं दक्ष प्रबंधन के लिए कार्यस्थल में योग्य एवं अनुभवी व्यक्तियों की उपलब्धता एवं उपयुक्तता सुनिश्चित करेंगे।
2. आवश्यकताओं के अनुरूप उपकरण, सामग्री और उपभोज्य सुनिश्चित करेंगे।
3. उपयोग किए जाने वाले सभी उपकरण / पाइ की सामग्रियों को पर्याप्त मजबूती / टिकाऊपन सुनिश्चित करेंगे।
4. यह सुनिश्चित करेंगे कि उचित एवं पर्याप्त पी पी ई प्रदान किए जाएंगे और संबंधित व्यक्तियों द्वारा पहने जाएंगे।
5. आवश्यकतानुसार कार्यकलाप/ जोखिम के उपयुक्त सुरक्षा चिहनों को लगाना सुनिश्चित करेंगे।
6. कार्यस्थल से ऐसे सामग्री जो आवश्यकता के अनुरूप नहीं हो, को हटाया जाना सुनिश्चित करेंगे।
7. यह सुनिश्चित करेंगे कि कार्यकलाप के कारण पर्यावरण में कोई प्रतिकूल प्रभाव न हो।
8. अपने कर्मचारियों की गतिविधियों पर उचित एवं सूक्ष्म पर्यवेक्षण सुनिश्चित करेंगे।
9. कार्यान्वित किए जा रहे कार्य की प्रकृति संबंधी दुर्घटनाओं का पहचान करेंगे और जहां अपेक्षित हो किसी प्रकार की घटनाओं / दुर्घटनाओं को रोकने के लिए ऐसी दुर्घटनाओं को दूर करने / नियंत्रित करने के उपाय विकसित करेंगे।
10. कर्मचारियों को कार्य के दौरान पर शिक्षित / प्रशिक्षित करना सुनिश्चित करेंगे और उनके एस एच ई जागरूकता में सुधार लाना भी सुनिश्चित करेंगे।
11. पर्याप्त स्वास्थ्य की व्यवस्था सुनिश्चित करेंगे ( यानि सफाई, धूल एवं धूआं मुक्त पर्यावरण, उचित प्रकाश की व्यवस्था और ठेकेदार द्वारा काम के लिए नियुक्त सभी कर्मचारियों को पेय जल)
12. नियमित जांच / निरीक्षण करके निम्नलिखित के लिए नियमित नियंत्रण सुनिश्चित करेंगे लेकिन केवल निम्नलिखित के लिए सीमित नहीं करेंगे।
  - \* वाहनों एवं उपकरणों
  - \* टूल्स, उपकरण, लिफ्टिंग उपकरणों
  - \* सुरक्षा उपकरणों
  - \* आग संरक्षण
13. समय – समय पर और जब कभी आवश्यक हो, अपने व्यय पर कार्य स्थल से निर्दिष्ट क्षेत्र की ओर सभी कूड़े/ रद्दी/अनुपयोगी सामग्रियाँ निकाल देंगे और हटा देंगे।
14. प्रदत्त कार्य के संबंध में घटित होनेवाली सभी घटनाओं / दुर्घटनाओं यदि कोई हो तो, रिपोर्ट करेंगे। ठेकेदार घटना / दुर्घटना रिपोर्ट तैयार करके मालिक (ऑनेर्स) सेफ्टी विभाग में प्रस्तुत करेंगे।

अनुबंध डी  
काली सूची/अवकाश सूची की घोषणा संबंधी पत्र

स्वामित्व प्रतिष्ठान के संबंध में :-

मैं एतद्वारा घोषणा करता/ करती हूँ कि न तो मैं अपने नाम पर या मेरे स्वामित्व प्रतिष्ठान सर्वश्री ..... के नाम पर जिसने संलग्न बोली /निविदा प्रस्तुत न कर रहे हैं या मेरे स्वामित्व में या किसी अन्य साझेदार कंपनी जिसमें मैं प्रबंध भागीदार के रूप में हो, वे नीचे सूचित को छोड़कर किसी केंद्रीय सरकारी सार्वजनिक कंपनी (सीपीएसयू) या किसी प्रशासनिक मंत्रालय द्वारा घोषित काली सूची या अवकाश सूची में न पड़े हैं ।  
(यहाँ काली सूची या अवकाश सूची का विवरण दें , और उसके अभाव में शून्य सूचित करें)

साझेदार कंपनी के संबंध में

हम एतद्वारा घोषित करते /करती हैं कि न तो हम, सर्वश्री ..... ने प्रस्तुत बोली/निविदा प्रस्तुत करता है या कंपनी से शामिल किसी भागीदार न उनके वैयक्तिक क्षमता या स्वामित्व के रूप में या किसी कंपनी/ कारोबार के प्रबंधन भागीदार के रूप में नीचे सूचित को छोड़कर किसी केंद्रीय सरकारी सार्वजनिक कंपनी (सीपीएसयू) या किसी प्रशासनिक मंत्रालय द्वारा घोषित काली सूची या अवकाश सूची में न पड़े हैं ।  
(यहाँ काली सूची या अवकाश सूची का विवरण दें , और उसके अभाव में शून्य सूचित करें)

कंपनी के संबंध में

हम एतद्वारा घोषित करते/ करती हैं कि हमें नीचे सूचित को छोड़कर किसी केंद्रीय सरकारी सार्वजनिक कंपनी (सीपीएसयू) या किसी प्रशासनिक मंत्रालय द्वारा घोषित काली सूची या अवकाश सूची में न पड़े हैं ।  
(यहाँ काली सूची या अवकाश सूची का विवरण दें , और उसके अभाव में शून्य सूचित करें)

यह समझता हूँ कि यदि इस घोषणा के किसी भी विवरण गलत हो जाने पर हिंदुस्तान ओर्गेनिक केमिकल्स लिमिटेड या इसके प्रशासनिक मंत्रालय को मेरा/हमारा बोली अस्वीकार करने का अधिकार है और यदि बोली ठेके के रूप में हो जाने पर , प्रस्तुत ठेका समाप्त करने का अधिकार है ।

स्थान:

बोलीदाता का हस्ताक्षर :

तिथि:

यदि हिन्दी और अंग्रेज़ी पाठ में भिन्नता हो तो, अंग्रेज़ी पाठ प्रबल होगा।

In case of variation between Hindi and English version, English version will prevail

**ANNEXURE - E****ANNEXURE TO BID AGAINST TENDER No: \_\_\_\_\_****(KINDLY FILL THIS SHEET AND SUBMIT IN -COMMERCIAL/TECHNICAL BID)**

Name of Bidder:		
Sr. No.	Commercial Clauses	Bidder Confirmation (Please put v in front of your confirmation)
1	Whether bidder (a proprietary concern, Partnership Firm, Company) is currently on holiday list/black list/de-listed or has been put on holiday/blacklisted/de-listed at any PSU/govt. Organization. If so, give details.	<input type="checkbox"/> Yes, We are on holiday List/Black List/De-List <input type="checkbox"/> No
2	Whether the party is registered under Micro/Small/Medium Enterprises act 2006 (Please furnish the proof)	<input type="checkbox"/> Micro <input type="checkbox"/> Medium <input type="checkbox"/> Small <input type="checkbox"/> No
ii	Status of MSE Bidder	<input type="checkbox"/> Manufacturer <input type="checkbox"/> Services <input type="checkbox"/> Not Applicable
iii	Whether MSE bidder is offering product manufactured by him/her	<input type="checkbox"/> Yes <input type="checkbox"/> No
3	All MSE bidders shall register / declare their UAM Number on CPP Portal and copy of this registration / declaration shall be attached with the offer; failing which such bidders will not be able to enjoy benefits as per PP Policy for MSME order, 2012. <u>SSI/MSME/NSIC/UAM /DIC registration certificate</u>	<input type="checkbox"/> Mention UAM Number _____ <input type="checkbox"/> Not Applicable
ii	Submitted valid document against clause no 3 (i)	<input type="checkbox"/> Submitted <input type="checkbox"/> Not Applicable
4	Whether the proprietor of "MSME" enterprise is from SC/ST category (Please attach caste certificate issued by competent authority)	<input type="checkbox"/> Yes <input type="checkbox"/> No
ii	Whether the proprietor of "MSME" enterprise is woman (i.e. Woman proprietorship, or holding minimum 51% shares in case of Partnership/Private Limited Companies)	<input type="checkbox"/> Yes <input type="checkbox"/> No
iii	Submitted certificate against clause no 4 (ii)	<input type="checkbox"/> Submitted <input type="checkbox"/> Not Applicable
5	<b>AGREED TO ALL TERMS AND CONDITIONS OF ENQUIRY:</b> It is hereby stated that the quotation/offer submitted is in full compliance with the documents issued against the enquiry and also further confirmed that there is no deviation from all the terms and conditions as per the enquiry. Non-acceptance or deviation to HOCL's standard terms and conditions mentioned in enquiry documents may lead to rejection of offer, no correspondence shall be done for clarifications	<input type="checkbox"/> Agreed <input type="checkbox"/> Not Agreed
<div style="display: flex; justify-content: space-between; align-items: flex-end; padding-top: 20px;"> <div>DATE:</div> <div>SIGN AND STAMP OF BIDDER</div> </div>		

**ANNEXURE – H**

**BID SECURITY DECLARATION**

**ANNEXURE TO BE SUBMITTED ALONG WITH THE BID AGAINST TENDER  
NO \_\_\_\_\_**

**I/We.....hereby declare that:**

- 1.** I will not revoke the tender within the stipulated period/ validity period OR increase the quoted rates.
- 2.** I will commence the work on intimating to start the work/ on receipt of Letter of Indent.
- 3.** I will not withdraw or amend the tender or impair or derogate from the tender in any respect within the period of validity of the tender.
- 4.** I will furnish the required performance security within the specified period.

**NAME AND ADDRESS OF THE BIDDER**

**PLACE:**

**DATE:**

**SIGNATURE AND STAMP OF THE BIDDER**

## **ANNEXURE – L**

### **DECLARATION ON CODE OF INTEGRITY FOR PUBLIC PROCUREMENT (COIPP)**

I, hereby declare that, I shall observe the highest standard of ethics and shall not indulge in the following prohibited practices, either directly or indirectly, at any stage during the period of this distributorship or during execution of resultant contracts:

- i. “Corrupt practice” : making offers, solicitation or acceptance of bribe, rewards or gifts or any material benefit, in exchange for an unfair advantage in the procurement process or to otherwise influence the procurement process or contract execution;
- ii. “Fraudulent practice” : any omission or misrepresentation that may mislead or attempt to mislead so that financial or other benefits may be obtained or an obligation avoided. This includes making false declaration or providing false information for participation in a tender process or to secure a contract or in execution of the contract;
- iii. “Anti-competitive practice” : any collusion, bid rigging or anti-competitive arrangement, or any other practice coming under the purview of The Competition Act, 2002, between two or more bidders, with or without the knowledge of HOCL that may impair the transparency, fairness and the progress of the procurement process or to establish bid prices at artificial, non competitive levels;
- iv. “Coercive practice” : harming or threatening to harm, persons or their property to influence their participation in the procurement process or affect the execution of a contract;
- v. “Conflict of interest” : participation by a bidding firm or any of its affiliates that are either involved in the consultancy contract to which this procurement is linked; or if they are part of more than one bid in the procurement; or if the bidding firm or their personnel have relationships or financial or business transactions with any official of procuring entity who are directly or indirectly related to tender or execution process of contract; or improper use of information obtained by the (prospective) bidder from HOCL with an intent to gain unfair advantage in the procurement process or for personal gain;  
and
- vi. “Obstructive practice” : materially impede HOCL’s investigation into allegations of one or more of the above mentioned prohibited practices either by deliberately destroying, falsifying, altering; or by concealing of evidence material to the investigation; or by making false statements to investigators and / or by threatening, harassing or intimidating any party to prevent it from disclosing its knowledge of matters relevant to the investigation or from pursuing the investigation; or by impeding the procuring entity’s rights of audit or access to information;

I, further declare that:

- i. I shall be obliged to suo-moto proactively declares any conflicts of interest (coming under the definition mentioned above - pre-existing or as and as soon as these arise at any stage) in any procurement process or execution of contract and failure to do so would amount to violation of this code of integrity;  
and
- ii. I, in any previous transgressions of such a code of integrity with any entity in any country during the last three years or I have been debarred by any other procuring entity. Failure to disclose, would amount to violation of this code of integrity;

Yours faithfully,

Signature and Stamp of bidder :

Name of the Bidder :

Place :

Date :



**ANNEXURE – Q**  
**BANK GUARANTEE (FOR EMD / SECURITY DEPOSIT)**

Bank Guarantee No.  
Bank Guarantee issue date  
Bank Guarantee amount  
Bank Guarantee Period from  
To,  
Hindustan Organic Chemicals Limited  
401,402 and 403,  
4th Floor, V Time square,  
Plot No: 3, Sector 15, CBD Belapur,  
NAVI MUMBAI – 400614

In consideration of Hindustan Organic Chemicals Limited having its registered office at 401,402 and 403, 4<sup>th</sup> Floor, V Time square, Plot No: 3, Sector 15, CBD Belapur, NAVI MUMBAI - 400614 (hereinafter referred to as HOCL, which expression shall include all its successors, administrators, executors and assigns) having issued an advertisement for open tender Enquiry No. \_\_\_\_\_ dated \_\_\_\_\_ for \_\_\_\_\_.  
\_\_\_\_\_ (Name of the Party) having its Registered Office at (Full address of the party) (hereinafter referred to as \_\_\_\_\_, which expression shall include all its successors, administrators, executors and assigns) against the submission of the Bank Guarantee of Rs. \_\_\_\_\_/- (Rupees \_\_\_\_\_ only) for Earnest Money deposit / Security Deposit (strike out whichever is not applicable).

We \_\_\_\_\_ (Name of the Bank and Full Address) having its Registered Office at \_\_\_\_\_ (Full Bank Address) (hereinafter referred to as The Bank which expression shall include all its successors, administrators, executors and assigns) do hereby guarantee and undertake to pay HOCL immediately on first demand in writing and any / all money(s) to the extent of Rs. \_\_\_\_\_ /- (Rupees \_\_\_\_\_ only), without any demur, reservation, contest or protest and / or without any reference to the \_\_\_\_\_ (Name of the party). Any such demand made by HOCL on the Bank by serving a written notice shall be conclusive and binding, without any proof, on the Bank as regards the amount due and payable, notwithstanding any dispute(s) pending before any court, tribunal, arbitrator, sole expert, conciliator or any other authority and / or any other matter or thing whatsoever, as liability under these presents being absolute and unequivocal. We agree that the Guarantee herein contained shall be irrevocable and shall continue to be enforceable until it is discharged by HOCL in writing but not later than \_\_\_\_\_. This Guarantee shall not be determined, discharged or affected by the liquidation, winding up, dissolution or insolvency of the Customer and shall remain valid, binding and operative during its currency against the Bank against any outstanding bill remaining unpaid or towards loss or damage caused to or suffered or would be caused to or suffered by reason of any breach by the said Customer of any of the terms or conditions agreed between them.

The Bank also agrees that HOCL at its option shall be entitled to enforce this Guarantee against the Bank as a principal debtor, in the first instance, without proceeding against the \_\_\_\_\_ (Name of the Party) and notwithstanding any security or other guarantee that HOCL may have in relation to the \_\_\_\_\_ (Name of the party) liabilities.

The Bank further agrees that HOCL shall have fullest liberty without our consent and without affecting in any manner our obligations hereunder to vary any of the terms and conditions of the said supply or to extend time of performance by the said \_\_\_\_\_ (Name of the Party) from time to time or to postpone for any time or from time to time exercise of any of the powers vested in HOCL against the \_\_\_\_\_ (Name of the Party) and to forebear or enforce any of the terms and conditions relating to the said supply and we shall not be relieved from our liability by reasons of any such variation, or extension being granted to the said \_\_\_\_\_ (Name of the Party) or for any forbearance, act or omission on the part of HOCL or any indulgence by HOCL to the said \_\_\_\_\_ (Name of the Party) or any such matter or thing whatsoever which under the law relating to sureties would but for this provision, have effect of so relieving us.

The Bank further agree that the Guarantee herein contained shall remain in full force during the period that is taken for the finalization of the tender enquiry No. \_\_\_\_\_ dated \_\_\_\_\_ all dues of HOCL under or by virtue of this supply have been fully paid any its claim satisfied or discharged or till HOCL discharges this Guarantee in writing, or till \_\_\_\_\_ whichever is earlier. However, HOCL shall have the right to lodge claim up to 6 months from expiry of validity date of Bank Guarantee.

This Guarantee shall not be discharged by any change in our constitution, in the constitution of Customer any or that of HOCL.

The Bank confirms that this Guarantee has been issued with observance of appropriate laws of the country of issue.

The Bank also agrees that this Guarantee shall be governed and construed in accordance with Indian Laws and subject to the exclusive jurisdiction of Indian courts at Mumbai, India.

Not with standing anything contained hereinabove, our liability under this guarantee is limited to Rs. \_\_\_\_\_ /- (Rupees \_\_\_\_\_ only) and our guarantee shall remain in force up to \_\_\_\_\_ unless notice of demand to enforce a claim under this guarantee is served upon us on or before \_\_\_\_\_. All your rights under the above guarantee shall be forfeited and we shall be relieved and discharges from all liabilities from all liabilities there under.

We, \_\_\_\_\_ (Name of the Bank and Full address), hereby undertake not to revoke this guarantee during its currency except with the previous consent of HOCL in writing.

Not with standing anything contained here above.

1. Our liability under this bank guarantee shall not exceed Rs. \_\_\_\_\_ /- (Rupees \_\_\_\_\_ only).

2. This bank guarantee shall be valid up to \_\_\_\_\_. We are liable to pay the guarantee amount or any part thereof under this bank guarantee only and only if you serve upon us a written claim or demand on or before.

Place:

Date:

## Annexure - R

### **Declaration of Compliance of Order (Public Procurement No.1, 2 & 3) dtd 23 Jul 2020 & 24 Jul 2020 on Restrictions under Rule 144 (xi) of the General Financial Rules (GFRs), 2017**

This declaration must form part of all tenders & it contains general information and serves as a declaration form for all bidders. (Before completing this declaration, bidders must study the General Conditions, Definitions, Govt Directives applicable in respect of Public Procurement No.1, 2 & 3) dtd 23 Jul 2020 & 24 Jul 2020 on Restrictions under Rule 144 (xi) of the General Financial Rules (GFRs), 2017 & prescribed tender conditions).

#### **DECLARATION BY AUTHORISED SIGNATORY OF THE FIRM**

I, the undersigned,..... (full names), do hereby declare, in my capacity as ..... of M/s .....(name of bidder entity), that:

1. The facts contained herein are within my own personal knowledge.
2. I have read the Order (Public Procurement No.1, 2 & 3) dtd 23 Jul 2020 & 24 Jul 2020 on the subject of Restrictions under Rule 144 (xi) of the General Financial Rules (GFRs), 2017 regarding restrictions on procurement from a bidder of a country which shares a land border with India and comply to all the provisions of the Order.
3. I certify that M/s .....(name of bidder entity) is not from such a country or, is from such a country (strike out whichever is not applicable), has been registered with the Competent Authority. I further certify that M/S.....(name of the sub-contractor if any) is not from such a country or, is from such a country (strike out whichever is not applicable), has been registered with the Competent Authority. I hereby certify that this SUPPLIER fulfills all requirements in this regard and is eligible to be considered. [Where applicable, evidence of valid registration by the Competent Authority is attached].
4. I understand that the submission of incorrect data and / or if certificate / declaration given by M/s .....(name of bidder entity) is found to be false, this would be a ground for immediate termination and further legal action in accordance with law as per Clause 12 of the Public Order on Restrictions under Rule 144 (xi) of the General Financial Rules (GFRs), 2017.

AUTHORISED SIGNATURE:

DATE: \_\_\_\_\_

Seal / Stamp of Bidder

## **ANNEXURE - S**

### **INSTRUCTIONS TO THE CONTRACTORS FOR USE OF VEHICLES**

#### **INSTRUCTIONS TO THE CONTRACTORS FOR USE OF VEHICLES, LIFTING MACHINES, LIFTING TOOLS & TACKLES, EARTH MOVING EQUIPMENT AND ENGINE OPERATED EQUIPMENT**

##### **1. Lifting machines, chains ropes and lifting tackles**

Contractor shall possess valid certificates, for lifting machines, chains blocks, ropes, slings, Dshackles, belts and other lifting tools & tackles used for working inside HOCL, Ambalamugal.

##### **2. Insurance for special type vehicles**

Contractor shall possess valid certificates, for vehicles which are used for working inside HOCL, Ambalamugal.

##### **3. Driving License**

The Driver / Operator shall possess relevant valid certificates, for vehicles which are used for working inside HOCL, Ambalamugal.

##### **4. Certificate of Fitness**

Contractor shall possess valid certificates, for transport vehicles which are used for working inside HOCL, Ambalamugal.

##### **5. Vehicle Entry Permit**

Vehicle entry permit shall be taken for use of Mobile equipment inside plant area.

##### **6. Spark Arrestor**

Spark arrestor shall be provided for all vehicles / engine operated equipment which are used for working inside plant area.

#### **NOTE:**

**1. The vehicle / mobile equipment brought inside HOCL premises shall be maximum 10 years from the date of registration.**

**2. Spark ignited equipment (including petrol driven engines) are not permitted inside PESO Licensed area.**

Please note that Mobile Lifting Machines like Mobile cranes, Fork lift, Manlift, Dozers and Excavator shall be allowed to work inside the Factory Premises only after verifying the following:

##### **I. For Mobile Cranes**

Shall ensure regular controls are in place for the following by doing regular checks / inspections but not limited to the following:

- a. RTO license for operating crane available

- b. Record of eye examination / re-examination carried out as per Kerala factories Rules 1957
- c. Availability of load chart inside operator cabin in such a way that operator can read and understand load chart.
- d. Condition of hook and latch.
- e. Condition of wire ropes / slings.
- f. Condition of over hoist limit switch (Anti two blocks) and overload alarm.
- g. SWL marked on all hooks.
- h. Tyre condition.
- i. Third party inspection certificate of crane and lifting tools and equipment.
- j. Condition of Horn & Reverse horn.
- k. Condition in hydraulic cylinders and outriggers.
- l. Guards in moving and rotating parts.
- m. Availability of Safe Load indicator (SLI) in operator cabin.

## **II. For Fork Lift**

Shall ensure regular controls are in place for the following by doing regular checks / inspections but not limited to the following:

- a. RTO License for operating Excavator.
- b. Condition of Fork.
- c. Condition in hydraulic cylinders for any leakage.
- d. Tyre condition.
- e. Condition of Horn & Reverse horn.
- f. Condition of overhead guard.

## **III. For Man Lift**

Shall ensure regular controls are in place for the following by doing regular checks / inspections but not limited to the following:

- a. RTO license for operating crane available
- b. Record of eye examination / re-examination carried out as per Kerala factories Rules 1957
- c. Condition of Platform and guard rails.
- d. Condition of main boom and tip boom.
- e. Tyre condition.
- f. Third party inspection certificate of crane and lifting tools and equipment
- g. Condition of Horn & Reverse horn.
- n. Condition in hydraulic cylinders and outriggers.

#### **IV. For Excavator / Dozer**

Shall ensure regular controls are in place for the following by doing regular checks / inspections but not limited to the following:

- a. RTO License for operating Excavator.
- b. Condition of Loader bucket.
- c. Condition of Boom.
- d. Hydraulic oil level.
- e. Condition in hydraulic cylinders for any leakage.
- f. Tyre condition.
- g. Condition of Horn & Reverse horn.
- h. Condition of backhoe pins and bushings.
- i. Condition of swing tower.

**ANNEXURE – W**  
**FORM OF DECLARATION ALONG WITH SUBMISSION OF TENDER**

**From**

---

**To**

**HINDUSTAN ORGANIC CHEMICALS LTD**  
**Ambalamugal**

1. I/We hereby declare that, for execution WORK of \_\_\_\_\_ as per Tender / NIT / RFQ No. \_\_\_\_\_, Date: \_\_\_\_\_, I / We have read, understood and agree to the scope of work, time schedule for completion of work. Period of contract, General Conditions of Contract, Special Conditions of Contract, Payment Terms, Specifications for materials and workmanship, Drawings, and other Documents and papers, all as detailed in the Tender Documents at the Schedule of Rates / Amount quoted by me / us for the above WORK in accordance with the above Tender / NIT / RFQ.
2. It has been explained to me / us that the time stipulated for completion of WORK in all respects and indifferent stages mentioned in the 'Time Schedule' of completion of WORK and signed and accepted by me / us is the essence of the CONTRACT. I / We agree that in case of failure on my / our part, to strictly observe the Time of Completion mentioned for WORK or any of them and to the final completion of WORK in all respects according to the Schedule set out in the said 'Time Schedule' of completion of WORK, and I / We agree fully to the recovery being made as specified (including Liquidated Damages clause) in the above Tender / NIT / RFQ.
3. I / We agree to pay the Earnest Money and Security Deposit and accept all the Terms and Conditions laid down in the Tender / NIT / RFQ in this respect.
4. In the case of acceptance of this tender, I / We hereby agree to abide by and full fill all Terms and Conditions of above Tender / NIT / RFQ and in default thereof, to forfeit and pay to HOCL such sums of money as are stipulated In Condition contained In General Tender Notice and Tender Documents.
5. If, I / We fail to commence the WORK specified in the Tender / NIT / RFQ, or I / We fail to deposit the amount of Security Deposit specified In Tender / NIT / RFQ, I / We agree that HOCL without prejudice to any other right or remedy be at liberty to forfeit the said Earnest Money in full, otherwise the said Earnest Money shall be retained by HOCL towards the Security Deposit specified in the Tender / NIT / RFQ. HOCL shall be at liberty to cancel the Tender / NIT / RFQ, if I / We fail to deposit the Security Amount as aforesaid or to execute an Agreement or to start WORK as stipulated In the Tender / NIT / RFQ Document.

**Dated this \_\_\_\_\_ day of \_\_\_\_\_ 20\_\_\_\_**

**Signature of tenderer(s) with seal of the firm**



## HINDUSTAN ORGANIC CHEMICALS LIMITED

### SCAFFOLD CHECKLIST

<b>Location (Plant):</b>		<b>Purpose of Scaffold:</b>		<b>Erected by (Dept./Contractor):</b>	
PARTS	POINTS TO BE CHECKED	✓	REMARKS		
Sill plate	Provided on loose ground				
Base plate	5" base plate/24" extension base plate/24" screw jack				
	Caster wheels with brake for mobile scaffold				
	Swivel base plate for uneven or angled surface				
Tubes	Uniform/Proper size				
	Straight				
Standard (Post)	Staggered joints (adjacent standards are not joined within the same lift level to prevent tipping)				
	Sleeve couplers (to join two standards (tube type) end to end)				
	Vertical				
Ledger (Runner)	Staggered joints				
	Level				
	Not damaged				
	Bearer placed on top of Ledger				
Bracing	Longitudinal diagonal bracing				
	Transverse diagonal bracing				
	Bracing repeated at every 5 <sup>th</sup> post				
Ladders	Proper angle (75°) or 1:4 base to height ratio				
	Right length				
	Properly secured/Ladder clamp				
	Separate landing				
	Right extension				
Fittings	Right fittings				
	Not damaged				
	Right angle clamps for Bearer and Ledger (tube type)				
Fall protection	Top rail				
	Mid rail				
	Toe guard (Falling object protection)				
Boards (Steel plates/gratings)	Not damaged				
	Not loose				
	Right support				
Any Other Observation					
<b>Verified By</b>  <div style="display: flex; justify-content: space-between; padding: 10px;"> <span><b>Name:</b></span> <span><b>Designation:</b></span> <span><b>Signature</b></span> </div>					





**HINDUSTAN ORGANIC CHEMICALS LIMITED**

**MANUAL FOR SCAFFOLDING**

## SCAFFOLDING

Scope, application and definitions

**(a) Scope and application.** This applies to all scaffolds used in workplaces. It does not apply to crane or derrick suspended personnel platforms.

### **(b) Definitions.**

**Adjustable suspension scaffold** means a suspension scaffold equipped with a hoist(s) that can be operated by an employee(s) on the scaffold.

**Bearer** (putlog) means a horizontal trans-verse scaffold member (which may be supported by ledgers or runners) upon which the scaffold platform rests and which joins scaffold uprights, posts, poles, and similar members.

**Boatswains' chair** means a single-point adjustable suspension scaffold consisting of a seat or sling designed to support one employee in a sitting position.

**Body belt (safety belt)** means a strap with means both for securing it about the waist and for attaching it to a lanyard, lifeline, or deceleration device.

**Body harness** means a design of straps which may be secured about the employee in a manner to distribute the fall arrest forces over at least the thighs, pelvis, waist, chest and shoulders, with means for attaching it to other components of a personal fall arrest system.

**Brace** means a rigid connection that holds one scaffold member in a fixed position with respect to another member, or to a building or structure.

**Bricklayers' square scaffold** means a supported scaffold composed of framed squares

which support a platform.

**Carpenters' bracket scaffold** means a supported scaffold consisting of a platform supported by brackets attached to building or structural walls.

**Catenary scaffold** means a suspension scaffold consisting of a platform supported by two essentially horizontal and parallel ropes attached to structural members of a building or other structure. Additional support may be provided by vertical pickups.

**Chimney hoist** means a multi-point adjustable suspension scaffold used to provide access to work inside chimneys. (See "Multi-point adjustable suspension scaffold".) **Cleat** means a structural block used at the end of a platform to prevent the platform from slipping off its supports. Cleats are also used to provide footing on sloped surfaces such as crawling boards.

**Competent person** means one who is capable of identifying existing and predictable hazards in the surroundings or working conditions which are unsanitary, hazardous, or dangerous to employees, and who has authorization to take prompt corrective measures to eliminate them.

**Continuous run scaffold** (Run scaffold) means a two-point or multi-point adjustable suspension scaffold constructed using a series of interconnected braced scaffold members or supporting structures erected to form a continuous scaffold.

**Coupler** means a device for locking together the tubes of a tube and coupler scaffold.

**Crawling board (chicken ladder)** means a supported scaffold consisting of a steel plates/grating with cleats spaced and secured to provide footing, for use on sloped surfaces such as roofs.

**Deceleration device** means any mechanism, such as a rope grab, rip-stitch lanyard, Specially woven lanyard, tearing or deforming lanyard, or automatic self-retracting lifeline lanyard, which dissipates a substantial amount of energy during a fall arrest or limits the Energy imposed on an employee during fall arrest.

**Double pole (independent pole) scaffold** means a supported scaffold consisting of a platform(s) resting on cross beams (bearers) supported by ledgers and a double row of uprights independent of support (except ties, guys, braces) from any structure.

**Equivalent** means alternative designs, materials or methods to protect against a hazard which the employer can demonstrate will provide an equal or greater degree of safety for employees than the methods, materials or designs specified in the standard.

**Exposed power lines** means electrical power lines which are accessible to employees and which are not shielded from contact. Such lines do not include extension cords or power tool cords.

**Eye or Eye splice** means a loop with or without a thimble at the end of a wire rope.

**Fabricated decking and steel plates/gratings** means manufactured platforms made of metal. **Fabricated frame scaffold (tubular welded frame scaffold)** means a scaffold consisting of a platform(s) supported on fabricated end frames with integral posts, horizontal bearers, and intermediate members.

**Failure** means load refusal, breakage, or separation of component parts. Load refusal is the point where the ultimate strength is exceeded.

**Float (ship) scaffold** means a suspension scaffold consisting of a

braced platform resting on two parallel bearers and hung from overhead supports by ropes of fixed length.

**Form scaffold** means a supported scaffold consisting of a platform supported by brackets attached to formwork.

**Guardrail system** means a vertical barrier, consisting of, but not limited to, top rails, midrails, and posts, erected to prevent employees from falling off a scaffold platform or walkway to lower levels.

**Hoist** means a manual or power-operated mechanical device to raise or lower a suspended scaffold.

**Horse scaffold** means a supported scaffold consisting of a platform supported by construction horses (saw horses). Horse scaffolds constructed of metal are sometimes known as trestle scaffolds.

**Independent pole scaffold** (see "Double pole scaffold").

**Interior hung scaffold** means a suspension scaffold consisting of a platform suspended from the ceiling or roof structure by fixed length supports.

**Ladder jack scaffold** means a supported scaffold consisting of a platform resting on brackets attached to ladders.

**Ladder stand** means a mobile, fixed-size, self-supporting ladder consisting of a wide flat tread ladder in the form of stairs.

**Landing** means a platform at the end of a flight of stairs.

**Large area scaffold** means a pole scaffold,

tube and coupler scaffold, systems scaffold, or fabricated frame scaffold erected over substantially the entire work area. For example: a scaffold erected over the entire floor area of a room.

**Lean-to scaffold** means a supported scaffold which is kept erect by tilting it toward and resting it against a building or structure.

**Lifeline** means a component consisting of a flexible line that connects to an anchorage at one end to hang vertically (vertical lifeline), or that connects to anchorages at both ends to stretch horizontally (horizontal lifeline), and which serves as a means for connecting other components of a personal fall arrest system to the anchorage.

**Lower levels** means areas below the level where the employee is located and to which an employee can fall. Such areas include, but are not limited to, ground levels, floors, roofs, ramps, runways, excavations, pits, tanks, materials, water, and equipment.

**Masons' adjustable supported scaffold** (see "Self-contained adjustable scaffold"). Masons' multi-point adjustable suspension scaffold means a continuous run suspension scaffold designed and used for masonry operations.

**Maximum intended load** means the total load of all persons, equipment, tools, materials, transmitted loads, and other loads reasonably anticipated to be applied to a scaffold or scaffold component at any one time.

**Mobile scaffold** means a powered or unpowered, portable, caster or wheel-mounted supported scaffold.

**Multi-level** suspended scaffold means a two-point or multi-point adjustable suspension scaffold with a series of platforms at various levels resting on common stirrups.

**Multi-point adjustable suspension scaffold** means a suspension scaffold consisting of a platform(s) which is suspended by more than two ropes from overhead supports and equipped with means to raise and lower the platform to desired work levels. Such scaffold

includes chimney hoists.

**Needle beam scaffold** means a platform suspended from needle beams.

**Open sides and ends** means the edges of a platform that are more than 14 inches (36 cm) away horizontally from a sturdy, continuous, vertical surface (such as a building wall) or a sturdy, continuous horizontal surface (such as a floor), or a point of access. Exception: For plastering and lathing operations the horizontal threshold distance is 18 inches (46 cm).

**Outrigger** means the structural member of a supported scaffold used to increase the base width of a scaffold in order to provide support for and increased stability of the scaffold.

**Outrigger beam (Thrustout)** means the structural member of a suspension scaffold or outrigger scaffold which provides support for the scaffold by extending the scaffold point of attachment to a point out and away from the structure or building.

**Outrigger scaffold** means a supported scaffold consisting of a platform resting on outrigger beams (thrustouts) projecting beyond the wall or face of the building or structure, the inboard ends of which are secured inside the building or structure.

**Overhand bricklaying** means the process of laying bricks and masonry units such that the surface of the wall to be jointed is on the opposite side of the wall from the mason, requiring the mason to lean over the wall to complete the work. It includes mason tending and electrical installation incorporated into the brick wall during the overhand bricklaying process.

**Personal fall arrest system** means a system used to arrest an employee's fall. It consists of an anchorage, connectors, a body belt or body harness and may include a lanyard, deceleration device, lifeline, or combinations of these.

**Platform** means a work surface elevated above lower levels. Platforms can be constructed using individual steel plates/gratings,

fabricated steel plates/gratings, fabricated decks, and fabricated platforms.

**Pole scaffold** (see definitions for “Single-pole scaffold” and “Double (independent) pole scaffold”).

**Power operated hoist** means a hoist which is powered by other than human energy.

**Pump jack scaffold** means a supported scaffold consisting of a platform supported by vertical poles and movable support brackets.

**Qualified** means one who, by possession of a recognized degree, certificate, or professional standing, or who by extensive knowledge, training, and experience, has successfully demonstrated his/her ability to solve or resolve problems related to the subject matter, the work, or the project.

**Rated load** means the manufacturer’s specified maximum load to be lifted by a hoist or to be applied to a scaffold or scaffold component.

**Repair bracket scaffold** means a supported scaffold consisting of a platform supported by brackets which are secured in place around the circumference or perimeter of a chimney, stack, tank or other supporting structure by one or more wire ropes placed around the supporting structure.

**Roof bracket scaffold** means a rooftop supported scaffold consisting of a platform resting on angular-shaped supports.

**Runner** (ledger or ribbon) means the lengthwise horizontal spacing or bracing member which may support the bearers.

**Scaffold** means any temporary elevated platform (supported or suspended) and its supporting structure (including points of anchorage), used for supporting employees or materials or both.

**Self-contained adjustable scaffold** means a combination supported and suspension scaffold consisting of an adjustable platform(s) mounted on an independent supporting frame(s) not a part of the object being worked on, and which is equipped with a means to permit the raising and

lowering of the platform(s). Such systems include rolling roof rigs, rolling outrigger systems, and some masons’ adjustable supported scaffolds.

**Shore scaffold** means a supported scaffold which is placed against a building or structure and held in place with props.

**Single-point adjustable suspension scaffold** means a suspension scaffold consisting of a platform suspended by one rope from an overhead support and equipped with means to permit the movement of the platform to desired work levels. **Single-pole scaffold** means a supported scaffold consisting of a platform(s) resting on bearers, the outside ends of which are supported on runners secured to a single row of posts or uprights, and the inner ends of which are supported on or in a structure or building wall.

**Stair tower (Scaffold stairway/tower)** means a tower comprised of scaffold components and which contains internal stairway units and rest platforms. These towers are used to provide access to scaffold platforms and other elevated points such as floors and roofs.

**Stall load** means the load at which the prime-mover of a power-operated hoist stalls or the power to the prime-mover is automatically disconnected.

**Step, platform, and trestle ladder scaffold** means a platform resting directly on the rungs of step ladders or trestle ladders.

**Stilts** means a pair of poles or similar supports with raised footrests, used to permit walking above the ground or working surface.

**Stonesetters’ multi-point adjustable suspension scaffold** means a continuous run suspension scaffold designed and used for stonesetters’ operations.

**Supported scaffold** means one or more platforms supported by outrigger beams, brackets, poles, legs, uprights, posts, frames, or similar rigid support.

**Suspension scaffold** means one or more



platforms suspended by ropes or other non-rigid means from an overhead structure(s).

**System scaffold** means a scaffold consisting of posts with fixed connection points that accept runners, bearers, and diagonals that can be interconnected at predetermined levels.

**Tank builders' scaffold** means a supported scaffold consisting of a platform resting on brackets that are either directly attached to a cylindrical tank or attached to devices that are attached to such a tank.

**Top plate bracket scaffold** means a scaffold supported by brackets that hook over or are attached to the top of a wall. This type of scaffold is similar to carpenters' bracket scaffolds and form scaffolds and is used in residential construction for setting trusses.

**Tube and coupler scaffold** means a supported or suspended scaffold consisting of a platform(s) supported by tubing, erected with coupling devices connecting uprights, braces, bearers, and runners.

**Tubular welded frame scaffold** (see "Fabricated frame scaffold").

**Two-point suspension scaffold (swing stage)** means a suspension scaffold consisting of a platform supported by hangers (stirrups) suspended by two ropes from overhead supports and equipped with means to permit the raising and lowering of the platform to desired work levels.

**Unstable objects means** items whose strength, configuration, or lack of stability may allow them to become dislocated and shift and therefore may not properly support the loads imposed on them. Unstable objects do not constitute a safe base support for scaffolds, platforms, or employees. Examples include, but are not limited to, barrels, boxes, loose brick, and concrete blocks.

**Vertical pickup** means a rope used to support the horizontal rope in catenary scaffolds.

**Walkway** means a portion of a scaffold platform used only for access and not as a work level.

**Window jack scaffold** means a platform resting on a bracket or jack which projects through a window opening.

### **General requirements.**

This section does not apply to aerial lifts

#### **(a) Capacity**

(1) Each scaffold and scaffold component shall be capable of supporting, without failure, its own weight and at least 4 times the maximum intended load applied or transmitted to it.

(2) Direct connections to roofs and floors, and counterweights used to balance adjustable suspension scaffolds, shall be capable of resisting at least 4 times the tipping moment imposed by the scaffold operating at the rated load of the hoist, or 1.5 (minimum) times the tipping moment imposed by the scaffold operating at the stall load of the hoist, whichever is greater.

(3) Each suspension rope, including connecting hardware, used on non-adjustable suspension scaffolds shall be capable of supporting, without failure, at least 6 times the maximum intended load applied or transmitted to that rope.

(4) Each suspension rope, including connecting hardware, used on adjustable suspension scaffolds shall be capable of supporting, without failure, at least 6 times the maximum intended load applied or transmitted to that rope with the scaffold operating at either the rated load of the hoist, or 2 (minimum) times the stall load of the hoist, whichever is greater.

(5) The stall load of any scaffold hoist shall not exceed 3 times its rated load.

(6) Scaffolds shall be designed by a qualified person and shall be constructed and

loaded in accordance with that design. Non-mandatory Appendix A to this subpart contains examples of criteria that will enable an employer to comply with paragraph (a) of this section.

### **(b) Scaffold platform construction.**

**(1)** Each platform on all working levels of scaffolds shall be fully steel plates/gratings or decked between the front uprights and the guardrail supports as follows:

**(i)** Each platform unit (e.g., scaffold steel plates/gratings, fabricated steel plates/gratings, fabricated deck, or fabricated platform) shall be installed so that the space between adjacent units and the space between the platform and the uprights is no more than 1 inch (2.5 cm) wide, except where the employer can demonstrate that a wider space is necessary (for example, to fit around uprights when side brackets are used to extend the width of the platform).

**(ii)** Where the employer makes the demonstration provided for in paragraph (b)(1)(i) of this section, the platform shall be steel plates/gratings or decked as fully as possible and the remaining open space between the platform and the uprights shall not exceed 9 1/2 inches (24.1 cm).

Exception to paragraph (b)(1): The requirement in paragraph (b)(1) to provide full steel plates/gratings or decking does not apply to platforms used solely as walkways or solely by employees performing scaffold erection or dismantling. In these situations, only the steel plates/gratings that the employer establishes is necessary to provide safe working conditions is required.

**(2)** Except as provided in paragraphs (b)(2)(i) and (b)(2)(ii) of this section, each scaffold platform and walkway shall be at least 18 inches (46 cm) wide.

**(i)** Each ladder jack scaffold, top plate bracket scaffold, roof bracket scaffold, and pump jack scaffold shall be at least 12 inches (30 cm) wide. There is no minimum width requirement for boatswains' chairs.

**(ii)** Where scaffolds must be used in areas

that the employer can demonstrate are so narrow that platforms and walkways cannot be at least 18 inches (46 cm) wide, such platforms and walkways shall be as wide as feasible, and employees on those platforms and walkways shall be protected from fall hazards by the use of guardrails and/or personal fall arrest systems.

**(3)** Except as provided in paragraphs (b)(3)(i) and (ii) of this section, the front edge of all platforms shall not be more than 14 inches (36 cm) from the face of the work, unless guardrail systems are erected along the front edge and/or personal fall arrest systems are used in accordance with paragraph (g) of this section to protect employees from fall- ing.

**(i)** The maximum distance from the face for outrigger scaffolds shall be 3 inches (8 cm);

**(ii)** The maximum distance from the face for plastering and lathing operations shall be 18 inches (46 cm).

**(4)** Each end of a platform, unless cleated or otherwise restrained by hooks or equivalent means, shall extend over the centerline of its support at least 6 inches (15 cm).

**(5)(i)** Each end of a platform 10 feet or less in length shall not extend over its support more than 12 inches (30 cm) unless the platform is designed and installed so that the cantilevered portion of the platform is able to support employees and/or materials without tipping, or has guardrails which block employee access to the cantilevered end.

**(ii)** Each platform greater than 10 feet in length shall not extend over its support more than 18 inches (46 cm), unless it is designed and installed so that the cantilevered portion of the platform is able to support employees without tipping, or has guardrails which block employee access to the cantilevered end.

**(6)** On scaffolds where scaffold steel plates/gratings are abutted to create a long platform, each

abutted end shall rest on a separate support surface. This provision does not preclude the use of common support members, such as "T" sections, to support abutting steel plates/gratings, or hook on platforms designed to rest on common supports.

**(7)** On scaffolds where platforms are overlapped to create a long platform, the overlap shall occur only over supports, and shall not be less than 12 inches (30 cm) unless the platforms are nailed together or otherwise restrained to prevent movement.

**(8)** At all points of a scaffold where the platform changes direction, such as turning a corner, any platform that rests on a bearer at an angle other than a right angle shall be laid first, and platforms which rest at right angles over the same bearer shall be laid second, on top of the first platform.

**(9)** Platforms may be coated periodically with fire-retardant finishes and slip-resistant finishes.

**(10)** Scaffold components manufactured by different manufacturers shall not be intermixed unless the components fit together without force and the scaffold's structural integrity is maintained by the user. Scaffold components manufactured by different manufacturers shall not be modified in order to intermix them unless a competent person determines the resulting scaffold is structurally sound.

**(11)** Scaffold components made of dissimilar metals shall not be used together unless a competent person has determined that galvanic action will not reduce the strength of any component to a level below that required by paragraph (a)(1) of this section.

**(c) Criteria for supported scaffolds.**

**(1)** Supported scaffolds with a height to

base width (including outrigger supports, if used) ratio of more than four to one (4:1) shall be restrained from tipping by guying, tying, bracing, or equivalent means, as follows:

**(i)** Guys, ties, and braces shall be installed at locations where horizontal members support both inner and outer legs.

**(ii)** Guys, ties, and braces shall be installed according to the scaffold manufacturer's recommendations or at the closest horizontal member to the 4:1 height and be repeated vertically at locations of horizontal members every 20 feet (6.1 m) or less thereafter for scaffolds 3 feet (0.91 m) wide or less, and every 26 feet (7.9 m) or less thereafter for scaffolds greater than 3 feet (0.91 m) wide. The top guy, tie or brace of completed scaffolds shall be placed no further than the 4:1 height from the top. Such guys, ties and braces shall be installed at each end of the scaffold and at horizontal intervals not to exceed 30 feet (9.1 m) (measured from one end [not both] towards the other).

**(iii)** Ties, guys, braces, or outriggers shall be used to prevent the tipping of supported scaffolds in all circumstances where an eccentric load, such as a cantilevered work platform, is applied or is transmitted to the scaffold.

**(2)** Supported scaffold poles, legs, posts, frames, and uprights shall bear on base plates and mud sills or other adequate firm foundation.

**(i)** Footings shall be level, sound, rigid, and capable of supporting the loaded scaffold without settling or displacement.

**(ii)** Unstable objects shall not be used to support scaffolds or platform units.

**(iii)** Unstable objects shall not be used as working platforms.

**(iv)** Front-end loaders and similar pieces of equipment shall not be used to support scaffold platforms unless they have been specifically designed by the manufacturer for such use.



(v) Fork-lifts shall not be used to support scaffold platforms unless the entire platform is attached to the fork and the fork-lift is not moved horizontally while the platform is occupied.

(3) Supported scaffold poles, legs, posts, frames, and uprights shall be plumb and braced to prevent swaying and displacement.

#### **(d) Criteria for suspension scaffolds.**

(1) All suspension scaffold support devices, such as outrigger beams, cornice hooks, parapet clamps, and similar devices, shall rest on surfaces capable of supporting at least 4 times the load imposed on them by the scaffold operating at the rated load of the hoist (or at least 1.5 times the load imposed on them by the scaffold at the stall capacity of the hoist, whichever is greater).

(2) Suspension scaffold outrigger beams, when used, shall be made of structural metal or equivalent strength material, and shall be restrained to prevent movement.

(3) The inboard ends of suspension scaffold outrigger beams shall be stabilized by bolts or other direct connections to the floor or roof deck, or they shall have their inboard ends stabilized by counterweights, except masons' multi-point adjustable suspension scaffold outrigger beams shall not be stabilized by counterweights.

(i) Before the scaffold is used, direct connections shall be evaluated by a competent person who shall confirm, based on the evaluation, that the supporting surfaces are capable of supporting the loads to be imposed. In addition, masons' multi-point adjustable suspension scaffold connections shall be designed by an engineer experienced in such scaffold design.

(ii) Counterweights shall be made of non-flowable material. Sand, gravel and similar materials that can be easily dislocated shall not be used as counterweights.

(iii) Only those items specifically designed

as counterweights shall be used to counterweight scaffold systems. Construction materials such as, but not limited to, masonry units and rolls of roofing felt, shall not be used as counterweights.

(iv) Counterweights shall be secured by mechanical means to the outrigger beams to prevent accidental displacement.

(v) Counterweights shall not be removed from an outrigger beam until the scaffold is disassembled.

(vi) Outrigger beams which are not stabilized by bolts or other direct connections to the floor or roof deck shall be secured by tiebacks.

(vii) Tiebacks shall be equivalent in strength to the suspension ropes.

(viii) Outrigger beams shall be placed perpendicular to its bearing support (usually the face of the building or structure). However, where the employer can demonstrate that it is not possible to place an outrigger beam perpendicular to the face of the building or structure because of obstructions that cannot be moved, the outrigger beam may be placed at some other angle, provided opposing angle tiebacks are used.

(ix) Tiebacks shall be secured to a structurally sound anchorage on the building or structure. Sound anchorages include structural members, but do not include standpipes, vents, other piping systems, or electrical conduit.

(x) Tiebacks shall be installed perpendicular to the face of the building or structure, or opposing angle tiebacks shall be installed. Single tiebacks installed at an angle are prohibited.

(4) Suspension scaffold outrigger beams shall be:

(i) Provided with stop bolts or shackles at both ends;

(ii) Securely fastened together with the flanges turned out when channel iron beams are used in place of I-beams;

(iii) Installed with all bearing supports perpendicular to the beam center line;

**(iv)** Set and maintained with the web in a vertical position; and

**(v)** When an outrigger beam is used, the shackle or clevis with which the rope is attached to the outrigger beam shall be placed directly over the center line of the stirrup.

**(5)** Suspension scaffold support devices such as cornice hooks, roof hooks, roof irons, parapet clamps, or similar devices shall be:

**(i)** Made of steel, wrought iron, or materials of equivalent strength;

**(ii)** Supported by bearing blocks; and

**(iii)** Secured against movement by tiebacks installed at right angles to the face of the building or structure, or opposing angle tiebacks shall be installed and secured to a structurally sound point of anchorage on the building or structure. Sound points of anchorage include structural members, but do not include standpipes, vents, other piping systems, or electrical conduit.

**(iv)** Tiebacks shall be equivalent in strength to the hoisting rope.

**(6)** When winding drum hoists are used on a suspension scaffold, they shall contain not less than four wraps of the suspension rope at the lowest point of scaffold travel. When other types of hoists are used, the suspension ropes shall be long enough to allow the scaffold to be lowered to the level below without the rope end passing through the hoist, or the rope end shall be configured or provided with means to prevent the end from passing through the hoist.

**(7)** The use of repaired wire rope as suspension rope is prohibited.

**(8)** Wire suspension ropes shall not be joined together except through the use of eye splice thimbles connected with shackles or coverplates and bolts.

**(9)** The load end of wire suspension ropes shall be equipped with proper size thimbles and secured by eyesplicing or equivalent means.

**(10)** Ropes shall be inspected for defects by

a competent person prior to each work shift and after every occurrence which could affect a rope's integrity. Ropes shall be replaced if any of the following conditions exist:

**(i)** Any physical damage which impairs the function and strength of the rope.

**(ii)** Kinks that might impair the tracking or wrapping of rope around the drum(s) or sheave(s).

**(iii)** Six randomly distributed broken wires in one rope lay or three broken wires in one strand in one rope lay.

**(iv)** Abrasion, corrosion, scrubbing, flattening or peening causing loss of more than one-third of the original diameter of the outside wires.

**(v)** Heat damage caused by a torch or any damage caused by contact with electrical wires.

**(vi)** Evidence that the secondary brake has been activated during an overspeed condition and has engaged the suspension rope.

**(11)** Swaged attachments or spliced eyes on wire suspension ropes shall not be used unless they are made by the wire rope manufacturer or a qualified person.

**(12)** When wire rope clips are used on suspension scaffolds:

**(i)** There shall be a minimum of 3 wire rope clips installed, with the clips a minimum of 6 rope diameters apart;

**(ii)** Clips shall be installed according to the manufacturer's recommendations;

**(iii)** Clips shall be retightened to the manufacturer's recommendations after the initial loading;

**(iv)** Clips shall be inspected and retightened to the manufacturer's recommendations at the start of each work shift thereafter;

**(v)** U-bolt clips shall not be used at the point of suspension for any scaffold hoist;

**(vi)** When U-bolt clips are used, the U-bolt shall be placed over the dead end of the rope, and the saddle shall be placed over the live end of the rope.

**(13)** Suspension scaffold power-operated

hoists and manual hoists shall be tested by a qualified testing laboratory.

**(14)** Gasoline-powered equipment and hoists shall not be used on suspension scaffolds.

**(15)** Gears and brakes of power-operated hoists used on suspension scaffolds shall be enclosed.

**(16)** In addition to the normal operating brake, suspension scaffold power-operated hoists and manually operated hoists shall have a braking device or locking pawl which engages automatically when a hoist makes either of the following uncontrolled movements: an instantaneous change in momentum or an accelerated overspeed.

**(17)** Manually operated hoists shall require a positive crank force to descend.

**(18)** Two-point and multi-point suspension scaffolds shall be tied or otherwise secured to prevent them from swaying, as determined to be necessary based on an evaluation by a competent person. Window cleaners' anchors shall not be used for this purpose.

**(19)** Devices whose sole function is to provide emergency escape and rescue shall not be used as working platforms. This provision does not preclude the use of systems which are designed to function both as suspension scaffolds and emergency systems.

#### **(e) Access.**

This paragraph applies to scaffold access for all employees. Access requirements for employees erecting or dismantling supported scaffolds are specifically addressed in paragraph (e)(9) of this section.

**(1)** When scaffold platforms are more than 2 feet (0.6 m) above or below a point of access, portable ladders, hook-on ladders, attachable ladders, stair towers (scaffold stairways/towers), stairway-type ladders (such as ladder stands), ramps, walkways, integral prefabricated scaffold access, or

direct access from another scaffold, structure, personnel hoist, or similar surface shall be used. Crossbraces shall not be used as a means of access.

**(2)** Portable, hook-on, and attachable ladders (Additional requirements for the proper construction and use of portable ladders are contained in subpart X of this part—Stairways and Ladders):

**(i)** Portable, hook-on, and attachable ladders shall be positioned so as not to tip the scaffold;

**(ii)** Hook-on and attachable ladders shall be positioned so that their bottom rung is not more than 24 inches (61 cm) above the scaffold supporting level;

**(iii)** When hook-on and attachable ladders are used on a supported scaffold more than 35 feet (10.7 m) high, they shall have rest platforms at 35-foot (10.7 m) maximum vertical intervals.

**(iv)** Hook-on and attachable ladders shall be specifically designed for use with the type of scaffold used;

**(v)** Hook-on and attachable ladders shall have a minimum rung length of 11 1/2 inches (29 cm); and

**(vi)** Hook-on and attachable ladders shall have uniformly spaced rungs with a maximum spacing between rungs of 16 3/4 inches.

**(3)** Stairway-type ladders shall:

**(i)** Be positioned such that their bottom step is not more than 24 inches (61 cm) above the scaffold supporting level;

**(ii)** Be provided with rest platforms at 12 foot (3.7 m) maximum vertical intervals;

**(iii)** Have a minimum step width of 16 inches (41 cm), except that mobile scaffold stairway-type ladders shall have a minimum step width of 11 1/2 inches (30 cm); and

**(iv)** Have slip-resistant treads on all steps and landings.

**(4)** Stairtowers (scaffold stairway/ towers) shall be positioned such that their bottom step is not more than 24 inches (61 cm.) above the scaffold supporting level.



- (i)** A stairrail consisting of a toprail and a midrail shall be provided on each side of each scaffold stairway.
- (ii)** The toprail of each stairrail system shall also be capable of serving as a handrail, unless a separate handrail is provided.
- (iii)** Handrails, and toprails that serve as handrails, shall provide an adequate handhold for employees grasping them to avoid falling.
- (iv)** Stairrail systems and handrails shall be surfaced to prevent injury to employees from punctures or lacerations, and to prevent snagging of clothing.
- (v)** The ends of stairrail systems and handrails shall be constructed so that they do not constitute a projection hazard.
- (vi)** Handrails, and toprails that are used as handrails, shall be at least 3 inches (7.6 cm) from other objects.
- (vii)** Stairrails shall be not less than 28 inches (71 cm) nor more than 37 inches (94 cm) from the upper surface of the stairrail to the surface of the tread, in line with the face of the riser at the forward edge of the tread.
- (viii)** A landing platform at least 18 inches (45.7 cm) wide by at least 18 inches (45.7 cm) long shall be provided at each level.
- (ix)** Each scaffold stairway shall be at least 18 inches (45.7 cm) wide between stairrails.
- (x)** Treads and landings shall have slip-resistant surfaces.
- (xi)** Stairways shall be installed between 40 degrees and 60 degrees from the horizontal.
- (xii)** Guardrails meeting the requirements of paragraph (g)(4) of this section shall be provided on the open sides and ends of each landing.
- (xiii)** Riser height shall be uniform, within 1/4 inch, (0.6 cm) for each flight of stairs. Greater variations in riser height are allowed for the top and bottom steps of the entire system, not for each flight of stairs.
- (xiv)** Tread depth shall be uniform, within 1/4 inch, for each flight of stairs.
- (5)** Ramps and walkways.
  - (i)** Ramps and walkways 6 feet (1.8 m) or more above lower levels shall have guardrail systems

which comply with subpart M of this part—Fall Protection;

- (ii)** No ramp or walkway shall be inclined more than a slope of one (1) vertical to three (3) horizontal (20 degrees above the horizontal).
- (iii)** If the slope of a ramp or a walkway is steeper than one (1) vertical in eight (8) horizontal, the ramp or walkway shall have cleats not more than fourteen (14) inches (35 cm) apart which are securely fastened to the steel plates/gratings to provide footing.
- (6)** Integral prefabricated scaffold access frames shall:
  - (i)** Be specifically designed and constructed for use as ladder rungs;
  - (ii)** Have a rung length of at least 8 inches (20 cm);
  - (iii)** Not be used as work platforms when rungs are less than 11 1/2 inches in length, unless each affected employee uses fall protection, or a positioning device
  - (iv)** Be uniformly spaced within each frame section;
  - (v)** Be provided with rest platforms at 35-foot (10.7 m) maximum vertical intervals on all supported scaffolds more than 35 feet (10.7 m) high; and
  - (vi)** Have a maximum spacing between rungs of 16 3/4 inches (43 cm). Non-uniform rung spacing caused by joining end frames together is allowed, provided the resulting spacing does not exceed 16 3/4 inches (43 cm).
- (7)** Steps and rungs of ladder and stairway type access shall line up vertically with each other between rest platforms.
- (8)** Direct access to or from another surface shall be used only when the scaffold is not more than 14 inches (36 cm) horizontally and not more than 24 inches (61 cm) vertically from the other surface.
- (9)** Effective September 2, 1997, access for employees erecting or dismantling supported scaffolds shall be in accordance with the following:
  - (i)** The employer shall provide safe means of

access for each employee erecting or dismantling a scaffold where the provision of safe access is feasible and does not create a greater hazard.

The employer shall have a competent person determine whether it is feasible or would pose a greater hazard to provide, and have employees use a safe means of access. This determination shall be based on site conditions and the type of scaffold being erected or dismantled.

**(ii)** Hook-on or attachable ladders shall be installed as soon as scaffold erection has progressed to a point that permits safe installation and use.

**(iii)** When erecting or dismantling tubular welded frame scaffolds, (end) frames, with horizontal members that are parallel, level and are not more than 22 inches apart vertically may be used as climbing devices for access, provided they are erected in a manner that creates a usable ladder and provides good hand hold and foot space.

**(iv)** Cross braces on tubular welded frame scaffolds shall not be used as a means of access or egress.

#### **(f) Use**

**(1)** Scaffolds and scaffold components shall not be loaded in excess of their maximum intended

loads or rated capacities, whichever is less.

**(2)** The use of shore or lean-to scaffolds is prohibited.

**(3)** Scaffolds and scaffold components shall be inspected for visible defects by a competent person before each work shift, and after any occurrence which could affect a scaffold's structural integrity.

**(4)** Any part of a scaffold damaged or weakened such that its strength is less than that required by paragraph (a) of this section shall be immediately repaired or replaced, braced to meet those provisions, or removed from service until repaired.

**(5)** Scaffolds shall not be moved horizontally while employees are on them.

**(6)** The clearance between scaffolds and power lines shall be as follows: Scaffolds shall not be erected, used, dismantled, altered, or moved such that they or any conductive material handled on them might come closer to exposed and energized power lines than as follows:

Insulated lines voltage	Minimum distance	Alternatives
Less than 300 volts ..... 300 volts to 50 kv..... More than 50 kv .....	3 feet (0.9 M). 10 feet (3.1 m) 10 feet (3.1 M) plus .4 inches (1.0 cm) for each 1 kv over 50 kv.	2 times the length of the line insulator, but never less than 10 feet (3.1 m).
Uninsulated lines voltage	Minimum distance	Alternatives
Less than 50 kv ..... More than 50 kv .....	10 feet (3.1 M). 10 feet (3.1 M) plus .4 inches (1.0 cm) for each 1 kv over 50 kv.	2 times the length of the line insulator, but never less than 10 feet (3.1 m).

Exception to paragraph (f)(6): Scaffolds and materials may be closer to power lines than specified above where such clearance is necessary for performance of work, and only after the utility company, or electrical system operator, has been notified of the need to work closer and the utility company, or electrical system operator, has deenergized the lines, relocated the lines, or installed protective coverings to prevent accidental contact with the lines.

**(7)** Scaffolds shall be erected, moved, dismantled, or altered only under the supervision and direction of a competent person qualified in scaffold erection, moving, dismantling or alteration. Such activities shall be performed only by experienced and trained employees selected for such work by the competent person.

**(8)** Employees shall be prohibited from working on scaffolds covered with snow, ice, or other slippery material except as necessary for removal of such materials.

**(9)** Where swinging loads are being hoisted onto or near scaffolds such that the loads might contact the scaffold, tag lines or equivalent measures to control the loads shall be used.

**(10)** Suspension ropes supporting adjustable suspension scaffolds shall be of a diameter large enough to provide sufficient surface area for the functioning of brake and hoist mechanisms.

**(11)** Suspension ropes shall be shielded from heat-producing processes. When acids or other corrosive substances are used on a scaffold, the ropes shall be shielded, treated to protect against the corrosive substances, or shall be of a material that will not be damaged by the substance being used.

**(12)** Work on or from scaffolds is prohibited during storms or high winds unless a competent person has determined that it is safe for employees to be on the scaffold and those employees are protected by a personal fall arrest system or wind screens. Wind screens shall not be used unless the

scaffold is secured against the anticipated wind forces imposed.

**(13)** Debris shall not be allowed to accumulate on platforms.

**(14)** Makeshift devices, such as but not limited to boxes and barrels, shall not be used on top of scaffold platforms to increase the working level height of employees.

**(15)** Ladders shall not be used on scaffolds to increase the working level height of employees, except on large area scaffolds where employers have satisfied the following criteria:

**(i)** When the ladder is placed against a structure which is not a part of the scaffold, the scaffold shall be secured against the sideways thrust exerted by the ladder;

**(ii)** The platform units shall be secured to the scaffold to prevent their movement;

**(iii)** The ladder legs shall be on the same platform or other means shall be provided to stabilize the ladder against unequal platform deflection, and

**(iv)** The ladder legs shall be secured to prevent them from slipping or being pushed off the platform.

**(16)** Platforms shall not deflect more than 1/60 of the span when loaded.

**(17)** To reduce the possibility of welding current arcing through the suspension wire rope when performing welding from suspended scaffolds, the following precautions shall be taken, as applicable:

**(i)** An insulated thimble shall be used to attach each suspension wire rope to its hanging support (such as cornice hook or outrigger). Excess suspension wire rope and any additional independent lines from grounding shall be insulated;

**(ii)** The suspension wire rope shall be covered with insulating material extending at least 4 feet (1.2 m) above the hoist. If there is a tail line below the hoist, it shall be insulated to prevent contact with the platform. The portion of the tail line that hangs free below the scaffold shall be guided or retained, or both, so that it does not become

grounded;

**(iii)** Each hoist shall be covered with insulated protective covers;

**(iv)** In addition to a work lead attachment required by the welding process, a grounding conductor shall be connected from the scaffold to the structure. The size of this conductor shall be at least the size of the welding process work lead, and this conductor shall not be in series with the welding process or the workpiece;

**(v)** If the scaffold grounding lead is disconnected at any time, the welding machine shall be shut off; and

**(vi)** An active welding rod or uninsulated welding lead shall not be allowed to contact the scaffold or its suspension system.

#### **(g) Fall protection.**

**(1)** Each employee on a scaffold more than 10 feet (3.1 m) above a lower level shall be protected from falling to that lower level. Paragraphs (g)(1) (i) through (vii) of this section establish the types of fall protection to be provided to the employees on each type of scaffold. Paragraph (g)(2) of this section addresses fall protection for scaffold erectors and dismantlers.

Note to paragraph (g)(1): The fall protection requirements for employees installing suspension scaffold support systems on floors, roofs, and other elevated surfaces are set forth in subpart M of this part.

**(i)** Each employee on a boatswains' chair, catenary scaffold, float scaffold, needle beam scaffold, or ladder jack scaffold shall be protected by a personal fall arrest system;

**(ii)** Each employee on a single-point or two-point adjustable suspension scaffold shall be protected by both a personal fall arrest system and guardrail system;

**(iii)** Each employee on a crawling board (chicken ladder) shall be protected by a personal fall arrest system, a guardrail system (with minimum 200 pound toprail

capacity), or by a three-fourth inch (1.9 cm) diameter grabline or equivalent handhold securely fastened beside each crawling board;

**(iv)** Each employee on a self-contained adjustable scaffold shall be protected by a guardrail system (with minimum 200 pound toprail capacity) when the platform is supported by the frame structure, and by both a personal fall arrest system and a guardrail system (with minimum 200 pound toprail capacity) when the platform is supported by ropes;

**(v)** Each employee on a walkway located within a scaffold shall be protected by a guardrail system (with minimum 200 pound toprail capacity) installed within 9 1/2 inches (24.1 cm) of and along at least one side of the walkway.

**(vi)** Each employee performing overhand bricklaying operations from a supported scaffold shall be protected from falling from all open sides and ends of the scaffold (except at the side next to the wall being laid) by the use of a personal fall arrest system or guardrail system (with minimum 200 pound toprail capacity).

**(vii)** For all scaffolds not otherwise specified in paragraphs (g)(1)(i) through (g)(1)(vi) of this section, each employee shall be protected by the use of personal fall arrest systems or guardrail systems meeting the requirements of paragraph (g)(4) of this section.

**(2)** Effective September 2, 1997, the employer shall have a competent person determine the feasibility and safety of providing fall protection for employees erecting or dismantling supported scaffolds. Employers are required to provide fall protection for employees erecting or dismantling supported scaffolds where the installation and use of such protection is feasible and does not create a greater hazard.

**(3)** Personal fall arrest systems used on scaffolds shall be attached by



lanyard to a vertical lifeline, horizontal lifeline, or scaffold structural member. Vertical lifelines shall not be used when overhead components, such as overhead protection or additional platform levels, are part of a single-point or two-point adjustable suspension scaffold.

**(i)** When vertical lifelines are used, they shall be fastened to a fixed safe point of anchorage, shall be independent of the scaffold, and shall be protected from sharp edges and abrasion. Safe points of anchorage include structural members of buildings, but do not include standpipes, vents, other piping systems, electrical conduit, outrigger beams, or counterweights.

**(ii)** When horizontal lifelines are used, they shall be secured to two or more structural members of the scaffold, or they may be looped around both suspension and independent suspension lines (on scaffolds so equipped) above the hoist and brake attached to the end of the scaffold. Horizontal lifelines shall not be attached only to the suspension ropes.

**(iii)** When lanyards are connected to horizontal lifelines or structural members on a single-point or two-point adjustable suspension scaffold, the scaffold shall be equipped with additional independent support lines and automatic locking devices capable of stopping the fall of the scaffold in the event one or both of the suspension ropes fail. The independent support lines shall be equal in number and strength to the suspension ropes.

**(iv)** Vertical lifelines, independent support lines, and suspension ropes shall not be attached to each other, nor shall they be attached to or use the same point of anchorage, nor shall they be attached to the same point on the scaffold or personal fall arrest system.

**(3)** Guardrail systems installed to meet the requirements of this section shall comply with the following provisions (guardrail systems built in accordance with Appendix

A to this subpart will be deemed to meet the requirements of paragraphs (g)(4) (vii), (viii), and (ix) of this section):

**(i)** Guardrail systems shall be installed along all open sides and ends of platforms. Guardrail systems shall be installed before the scaffold is released for use by employees other than erection/dismantling crews.

**(ii)** The top edge height of top rails or equivalent member on supported scaffolds manufactured or placed in service after January 1, 2000 shall be installed between 38 inches (0.97 m) and 45 inches (1.2 m) above the platform surface. The top edge height on supported scaffolds manufactured and placed in service before January 1, 2000, and on all suspended scaffolds where both a guardrail and a personal fall arrest system are required shall be between 36 inches (0.9 m) and 45 inches (1.2 m). When conditions warrant, the height of the top edge may exceed the 45-inch height, provided the guardrail system meets all other criteria of paragraph (g)(4).

**(iii)** When midrails, screens, mesh, intermediate vertical members, solid panels, or equivalent structural members are used, they shall be installed between the top edge of the guardrail system and the scaffold platform.

**(iv)** When midrails are used, they shall be installed at a height approximately midway between the top edge of the guardrail system and the platform surface.

**(v)** When screens and mesh are used, they shall extend from the top edge of the guardrail system to the scaffold platform, and along the entire opening between the supports.

**(vi)** When intermediate members (such as balusters or additional rails) are used, they shall not be more than 19 inches (48 cm) apart.

**(vii)** Each top rail or equivalent member of a guardrail system shall be capable of withstanding, without failure, a force applied in any downward or horizontal direction at any



point along its top edge of at least 100 pounds (445 n) for guardrail systems installed on single-point adjustable suspension scaffolds or two-point adjustable suspension scaffolds, and at least 200 pounds (890 n) for guardrail systems installed on all other scaffolds.

**(viii)** When the loads specified in paragraph (g)(4)(vii) of this section are applied in a downward direction, the top edge shall not drop below the height above the platform surface that is prescribed in paragraph (g)(4)(ii) of this section.

**(ix)** Midrails, screens, mesh, intermediate vertical members, solid panels, and equivalent structural members of a guardrail system shall be capable of withstanding, without failure, a force applied in any downward or horizontal direction at any point along the midrail or other member of at least 75 pounds (333 n) for guardrail systems with a minimum 100 pound toprail capacity, and at least 150 pounds (666 n) for guardrail systems with a minimum 200 pound toprail capacity.

**(x)** Suspension scaffold hoists and non-walk-through stirrups may be used as end guardrails, if the space between the hoist or stirrup and the side guardrail or structure does not allow passage of an employee to the end of the scaffold.

**(xi)** Guardrails shall be surfaced to prevent injury to an employee from punctures or lacerations, and to prevent snagging of clothing.

**(xii)** The ends of all rails shall not overhang the terminal posts except when such overhang does not constitute a projection hazard to employees.

**(xiii)** Steel or plastic banding shall not be used as a toprail or midrail.

**(xiv)** Manila or plastic (or other synthetic) rope being used for toprails or midrails shall be inspected by a competent person as frequently as necessary to ensure that it continues to meet the strength requirements of paragraph (g) of this section.

**(xv)** Crossbracing is acceptable in place of a midrail when the crossing point of two braces is between 20 inches (0.5 m) and 30 inches (0.8 m) above the work platform or as a toprail when the crossing point of two braces is between 38 inches (0.97 m) and 48 inches (1.3 m) above the work platform. The end points at each upright shall be no more than 48 inches (1.3 m) apart.

#### **(h) Falling object protection.**

**(1)** In addition to wearing hardhats each employee on a scaffold shall be provided with additional protection from falling hand tools, debris, and other small objects through the installation of toeboards, screens, or guardrail systems, or through the erection of debris nets, catch platforms, or canopy structures that contain or deflect the falling objects. When the falling objects are too large, heavy or massive to be contained or deflected by any of the above-listed measures, the employer shall place such potential falling objects away from the edge of the surface from which they could fall and shall secure those materials as necessary to prevent their falling.

**(2)** Where there is a danger of tools, materials, or equipment falling from a scaffold and striking employees below, the following provisions apply:

**(i)** The area below the scaffold to which objects can fall shall be barricaded, and employees shall not be permitted to enter the hazard area; or

**(ii)** A toeboard shall be erected along the edge of platforms more than 10 feet (3.1 m) above lower levels for a distance sufficient to protect employees below, except on float (ship) scaffolds where an edging of 3/4" 1 1/2 inch (24 cm) wood/steel or equivalent may be used in lieu of toeboards;

**(iii)** Where tools, materials, or equipment are piled to a height higher than the top edge of the toeboard, paneling or screening extending from the toeboard or platform to the top of

the guardrail shall be erected for a distance sufficient to protect employees below; or

(iv) A guardrail system shall be installed with openings small enough to prevent passage of potential falling objects; or

(v) A canopy structure, debris net, or catch platform strong enough to withstand the impact forces of the potential falling objects shall be erected over the employees below.

(3) Canopies, when used for falling object protection, shall comply with the following criteria:

(i) Canopies shall be installed between the falling object hazard and the employees.

(ii) When canopies are used on suspension scaffolds for falling object protection, the scaffold shall be equipped with additional independent support lines equal in number to the number of points supported, and equivalent in strength to the strength of the suspension ropes.

(iii) Independent support lines and suspension ropes shall not be attached to the same points of anchorage.

(4) Where used, toeboards shall be:

(i) Capable of withstanding, without failure, a force of at least 50 pounds (222 n) applied

in any downward or horizontal direction at any point along the toeboard (toeboards built in accordance with Appendix A to this subpart will be deemed to meet this requirement); and

(ii) At least three and one-half inches (9 cm) high from the top edge of the toeboard to the level of the walking/working surface. Toeboards shall be securely fastened in place at the outermost edge of the platform and have not more than 1/4 inch (0.7 cm) clearance above the walking/working surface. Toeboards shall be solid or with openings not over one inch (2.5 cm) in the greatest dimension.

## **Additional requirements applicable to specific types of scaffolds.**

### **(a) Tube and coupler scaffolds.**

(1) When platforms are being moved to the next level, the existing platform shall be left undisturbed until the new bearers have been set in place and braced prior to receiving the new platforms.

(2) Transverse bracing forming an "X" across the width of the scaffold shall be installed at the scaffold ends and at least at every third set of posts horizontally (measured from only one end) and every fourth runner vertically. Bracing shall extend diagonally from the inner or outer posts or runners upward to the next outer or inner posts or runners. Building ties shall be installed at the bearer levels between the transverse bracing

(3) On straight run scaffolds, longitudinal bracing across the inner and outer rows of posts shall be installed diagonally in both directions, and shall extend from the base of the end posts upward to the top of the scaffold at approximately a 45 degree angle. On scaffolds whose length is greater than their height, such bracing shall be repeated beginning at least at every fifth post. On scaffolds whose length is less than their height, such bracing shall be installed from the base of the end posts upward to the opposite end posts, and then in alternating directions until reaching the top of the scaffold. Bracing shall be installed as close as possible to the intersection of the bearer and post or runner and post.

(4) Where conditions preclude the attachment of bracing to posts, bracing shall be attached to the runners as close to the post as possible.

(5) Bearers shall be installed transversely between posts, and when coupled to the posts, shall have the inboard coupler bear directly on the runner coupler. When the bearers are coupled to the runners, the couplers shall be as close to the posts as possible.

(6) Bearers shall extend beyond the posts and runners, and shall provide full contact with the coupler.

(7) Runners shall be installed along the

length of the scaffold, located on both the inside and outside posts at level heights (when tube and coupler guardrails and midrails are used on outside posts, they may be used in lieu of outsiderunners).

**(8)** Runners shall be interlocked on straight runs to form continuous lengths, and shall be coupled to each post. The bottom runners and bearers shall be located as close to the base as possible.

**(9)** Couplers shall be of a structural metal, such as drop-forged steel, malleable iron, or structural grade aluminum. The use of gray cast iron is prohibited.

**(10)** Tube and coupler scaffolds over 125 feet in height shall be designed by a registered professional engineer, and shall be constructed and loaded in accordance with such design. Non-mandatory Appendix A to this subpart contains examples of criteria that will enable an employer to comply with design and loading requirements for tube and coupler scaffolds under 125 feet in height.

**(b) Fabricated frame scaffolds (tubular welded frame scaffolds).**

**(1)** When moving platforms to the next level, the existing platform shall be left undisturbed until the new end frames have been set in place and braced prior to receiving the new platforms.

**(2)** Frames and panels shall be braced by cross, horizontal, or diagonal braces, or combination thereof, which secure vertical members together laterally. The cross braces shall be of such length as will automatically square and align vertical members so that the erected scaffold is always plumb, level, and square. All brace connections shall be secured.

**(3)** Frames and panels shall be joined together vertically by coupling or stacking pins or equivalent means.

**(4)** Where uplift can occur which would

displace scaffold end frames or panels, the frames or panels shall be locked together vertically by pins or equivalent means.

**(5)** Brackets used to support cantilevered loads shall:

**(i)** Be seated with side-brackets parallel to the frames and end-brackets at 90 degrees to the frames;

**(ii)** Not be bent or twisted from these positions; and

**(c)** Be used only to support personnel, unless the scaffold has been designed for other loads by a qualified engineer and built to withstand the tipping forces caused by those other loads being placed on the bracket-supported section of the scaffold. **(6)** Scaffolds over 125 feet (38.0 m) in height above their base plates shall be designed by a registered professional engineer, and shall be constructed and loaded in accordance with such design.

**Plasterers', decorators', and large area scaffolds.** Scaffolds shall be constructed in accordance with paragraphs (a), (b), or (c) of this section, as appropriate.

**(d) Bricklayers' square scaffolds (squares).**

**(1)** Diagonal braces shall be installed on all sides of each square.

**(2)** Diagonal braces shall be installed between squares on the rear and front sides of the scaffold, and shall extend from the bottom of each square to the top of the next square.

**(3)** Scaffolds shall not exceed three tiers in height, and shall be so constructed and arranged that one square rests directly above the other. The upper tiers shall stand on a continuous row of steel plates/gratings laid across the next lower tier, and shall be nailed down or otherwise secured to prevent displacement.

**(e) Horse scaffolds.**

**(1)** Scaffolds shall not be constructed or arranged more than two tiers or 10 feet (3.0 m) in height, whichever is less.

(2) When horses are arranged in tiers, each horse shall be placed directly over the horse in the tier below.

(3) When horses are arranged in tiers, the legs of each horse shall be nailed down or otherwise secured to prevent displacement.

(4) When horses are arranged in tiers, each tier shall be cross braced.

#### **(f) Form scaffolds and carpenters' bracket scaffolds.**

(1) Each bracket shall be attached to the supporting formwork or structure by means of one or more of the following:

A metal stud attachment device; welding; hooking over a secured structural supporting member, with the form wales either bolted to the form or secured by snap ties or tie bolts extending through the form and securely anchored; or, for carpenters' bracket scaffolds only, by a bolt extending through to the opposite side of the structure's wall.

(2) Metal bracket-form scaffolds shall be an integral part of the form panel.

(3) Folding type metal brackets, when extended for use, shall be either bolted or secured with a locking-type pin.

#### **(g) Roof bracket scaffolds.**

(1) Scaffold brackets shall be constructed to fit the pitch of the roof and shall provide a level support for the platform.

(2) Brackets (including those provided with pointed metal projections) shall be anchored in place by nails unless it is impractical to use nails. When nails are not used, brackets shall be secured in place with first-grade manila rope of at least three-fourth inch (1.9 cm) diameter, or equivalent.

#### **(i) Outrigger scaffolds.**

(1) The inboard end of outrigger beams, measured from the fulcrum point to the extreme point of anchorage, shall be not less than one and one-half times the outboard end in length.

(2) Outrigger beams fabricated in the shape of an I-beam or channel shall be placed so that the web section is vertical.

(3) The fulcrum point of outrigger beams shall rest on secure bearings at least 6 inches (15.2 cm) in each horizontal dimension.

(4) Outrigger beams shall be secured in place against movement, and shall be securely braced at the fulcrum point against tipping.

(5) The inboard ends of outrigger beams shall be securely anchored either by means of braced struts bearing against sills in contact with the overhead beams or ceiling, or by means of tension members secured to the floor joists underfoot, or by both.

(6) The entire supporting structure shall be securely braced to prevent any horizontal movement.

(7) To prevent their displacement, platform units shall be nailed, bolted, or otherwise secured to outriggers.

(8) Scaffolds and scaffold components shall be designed by a registered professional engineer and shall be constructed and loaded in accordance with such design.

#### **(j) Pump jack scaffolds.**

(1) Pump jack brackets, braces, and accessories shall be fabricated from metal plates and angles. Each pump jack bracket shall have two positive gripping mechanisms to prevent any failure or slippage.

(2) Poles shall be secured to the structure by rigid triangular bracing or equivalent at the bottom, top, and other points as necessary. When the pump jack has to pass bracing already installed, an additional brace shall be installed approximately 4 feet (1.2 m) above the brace to be passed, and shall be left in place until the pump jack has been moved and the original brace reinstalled.

(3) When guardrails are used for fall protection, a workbench may be used as the top rail only.

(4) Work benches shall not be used as scaffold platforms.



### **(k) Ladder jack scaffolds.**

- (1)** Platforms shall not exceed a height of 20 feet (6.1 m).
- (2)** All ladders used to support ladder jack scaffolds shall meet the requirements of subpart X of this part— Stairways and Ladders, except that job-made ladders shall not be used to support ladder jack scaffolds.
- (3)** The ladder jack shall be so designed and constructed that it will bear on the side rails and ladder rungs or on the ladder rungs alone. If bearing on rungs only, the bearing area shall include a length of at least 10 inches (25.4 cm) on each rung.
- (4)** Ladders used to support ladder jacks shall be placed, fastened, or equipped with devices to prevent slipping.
- (5)** Scaffold platforms shall not be bridged one to another.

### **(l) Window jack scaffolds.**

- (1)** Scaffold shall be securely attached to the window opening.
- (2)** Scaffolds shall be used only for the purpose of working at the window opening through which the jack is placed.
- (3)** Window jacks shall not be used to support steel plates/gratings placed between one window jack and another, or for other elements of scaffolding.

### **(m) Crawling boards (chicken ladders).**

- (1)** Crawling boards shall extend from the roof peak to the eaves when used in connection with roof construction, repair, or maintenance.
- (2)** Crawling boards shall be secured to the roof by ridge hooks or by means that meet equivalent criteria (e.g., strength and durability).

### **(n) Step, platform, and trestle ladder scaffolds.**

- (1)** Scaffold platforms shall not be placed any higher than the second highest rung or step of the ladder supporting the platform.
- (2)** All ladders used in conjunction with step, platform and trestle ladder scaffolds shall meet the pertinent requirements of subpart X of this part— Stairways and Ladders, except that job-made ladders shall not be used to support such scaffolds.
- (3)** Ladders used to support step, platform, and trestle ladder scaffolds shall be placed, fastened, or equipped with devices to prevent slipping.
- (4)** Scaffolds shall not be bridged one to another.

### **(o) Single-point adjustable suspension scaffolds.**

- (1)** When two single-point adjustable suspension scaffolds are combined to form a two-point adjustable suspension scaffold, the resulting two-point scaffold shall comply with the requirements for two-point adjustable suspension scaffolds in paragraph (p) of this section.
- (2)** The supporting rope between the scaffold and the suspension device shall be kept vertical unless all of the following conditions are met:
  - (i)** The rigging has been designed by a qualified person, and
  - (ii)** The scaffold is accessible to rescuers, and
  - (iii)** The supporting rope is protected to ensure that it will not chafe at any point where a change in direction occurs, and
  - (iv)** The scaffold is positioned so that swinging cannot bring the scaffold into contact with another surface.
- (3)** Boatswains' chair tackle shall consist of correct size ball bearings or bushed blocks containing safety hooks and properly "eye-spliced" minimum five-eighths ( 5/8 ) inch

(1.6 cm) diameter first-grade manila rope, or other rope which will satisfy the criteria (e.g., strength and durability) of manila rope.

**(4)** Boatswains' chair seat slings shall be reeved through four corner holes in the seat; shall cross each other on the underside of the seat; and shall be rigged so as to prevent slippage which could cause an out-of-level condition.

**(5)** Boatswains' chair seat slings shall be a minimum of five-eighth ( 5/8 ) inch (1.6 cm) diameter fiber, synthetic, or other rope which will satisfy the criteria (e.g., strength, slip resistance, durability, etc.) of first grade manila rope.

**(6)** When a heat-producing process such as gas or arc welding is being conducted, boatswains' chair seat slings shall be a minimum of three-eighth ( 3/8 ) inch (1.0 cm) wire rope.

#### **(p) Two-point adjustable suspension scaffolds (swing stages).**

The following requirements do not apply to two-point adjustable suspension scaffolds used as masons' or stonemasons' scaffolds. Such scaffolds are covered by paragraph (q) of this section.

**(1)** Platforms shall not be more than 36 inches (0.9 m) wide unless designed by a qualified person to prevent unstable conditions.

**(2)** The platform shall be securely fastened to hangers (stirrups) by U-bolts or by other means

**(3)** The blocks for fiber or synthetic ropes shall consist of at least one double and one single block. The sheaves of all blocks shall fit the size of the rope used.

**(4)** Platforms shall be of the ladder-type, steel plates/gratings-type, beam-type, or light-metal type.

Light metal-type platforms having a rated capacity of 750 pounds or less and platforms 40 feet (12.2 m) or less in length shall be tested and listed by a nationally recognized testing laboratory.

**(5)** Two-point scaffolds shall not be bridged or otherwise connected one to another during raising and lowering operations unless the bridge connections are articulated (attached), and the hoists properly sized.

**(6)** Passage may be made from one platform to another only when the platforms are at the same height, are abutting, and walk-through stirrups specifically designed for this purpose are used.

#### **(q) Multi-point adjustable suspension scaffolds, stonemasons' multi-point adjustable suspension scaffolds, and masons' multi-point adjustable suspension scaffolds.**

**(1)** When two or more scaffolds are used they shall not be bridged one to another unless they are designed to be bridged, the bridge connections are articulated, and the hoists are properly sized.

**(2)** If bridges are not used, passage may be made from one platform to another only when the platforms are at the same height and are abutting.

**(3)** Scaffolds shall be suspended from metal outriggers, brackets, wire rope slings, hooks, or means that meet equivalent criteria (e.g., strength, durability).

#### **(r) Catenary scaffolds.**

**(1)** No more than one platform shall be placed between consecutive vertical pick-ups, and no more than two platforms shall be used on a catenary scaffold.

**(2)** Platforms supported by wire ropes shall have hook-shaped stops on each end of the platforms to prevent them from slipping off the wire ropes. These hooks shall be so

placed that they will prevent the platform from falling if one of the horizontal wire ropes breaks.

**(3)** Wire ropes shall not be tightened to the extent that the application of a scaffold load will overstress them.

**(4)** Wire ropes shall be continuous and without splices between anchors.

#### **(s) Float (ship) scaffolds.**

**(1)** The platform shall be supported by a minimum of two bearers, each of which shall project a minimum of 6 inches (15.2 cm) beyond the platform on both sides. Each bearer shall be securely fastened to the platform.

**(2)** Rope connections shall be such that the platform cannot shift or slip.

**(3)** When only two ropes are used with each float:

**(i)** They shall be arranged so as to provide four ends which are securely fastened to overhead supports.

**(ii)** Each supporting rope shall be hitched around one end of the bearer and pass under the platform to the other end of the bearer where it is hitched again, leaving sufficient rope at each end for the supporting ties.

#### **(t) Interior hung scaffolds.**

**(1)** Scaffolds shall be suspended only from the roof structure or other structural member such as ceiling beams.

**(2)** Overhead supporting members (roof structure, ceiling beams, or other structural members) shall be inspected and checked for strength before the scaffold is erected. **(3)** Suspension ropes and cables shall be connected to the overhead supporting members by shackles, clips, thimbles, or other means that meet equivalent criteria (e.g., strength, durability).

#### **(u) Needle beam scaffolds.**

**(1)** Scaffold support beams shall be installed

on edge.

**(2)** Ropes or hangers shall be used for supports, except that one end of a needle beam scaffold may be supported by a permanent structural member.

**(3)** The ropes shall be securely attached to the needle beams.

**(4)** The support connection shall be arranged so as to prevent the needle beam from rolling or becoming displaced.

**(5)** Platform units shall be securely attached to the needle beams by bolts or equivalent means. Cleats and overhang are not considered to be adequate means of attachment.

#### **(v) Multi-level suspended scaffolds.**

**(1)** Scaffolds shall be equipped with additional independent support lines, equal in number to the number of points supported, and of equivalent strength to the suspension ropes, and rigged to support the scaffold in the event the suspension rope(s) fail.

**(2)** Independent support lines and suspension ropes shall not be attached to the same points of anchorage.

**(3)** Supports for platforms shall be attached directly to the support stirrup and not to any other platform.

#### **(w) Mobile scaffolds.**

**(1)** Scaffolds shall be braced by cross, horizontal, or diagonal braces, or combination thereof, to prevent racking or collapse of the scaffold and to secure vertical members together laterally so as to automatically square and align the vertical members. Scaffolds shall be plumb, level, and squared. All brace connections shall be secured.

**(i)** Scaffolds constructed of tube and coupler components shall also comply with the requirements of paragraph (b) of this section;

**(ii)** Scaffolds constructed of fabricated frame components shall also comply with the

requirements of paragraph (c) of this section.

**(2)** Scaffold casters and wheels shall be locked with positive wheel and/or wheel and swivel locks, or equivalent means, to prevent movement of the scaffold while the scaffold is used in a stationary manner.

**(3)** Manual force used to move the scaffold shall be applied as close to the base as practicable, but not more than 5 feet (1.5 m) above the supporting surface.

**(4)** Power systems used to propel mobile scaffolds shall be designed for such use. Forklifts, trucks, similar motor vehicles or add-on motors shall not be used to propel scaffolds unless the scaffold is designed for such propulsion systems.

**(5)** Scaffolds shall be stabilized to prevent tipping during movement.

**(6)** Employees shall not be allowed to ride on scaffolds unless the following conditions exist:

**(i)** The surface on which the scaffold is being moved is within 3 degrees of level, and free of pits, holes, and obstructions;

**(ii)** The height to base width ratio of the scaffold during movement is two to one or less.

**(iii)** Outrigger frames, when used, are installed on both sides of the scaffold;

**(iv)** When power systems are used, the propelling force is applied directly to the wheels, and does not produce a speed in excess of 1 foot per second (.3 mps); and **(v)** No employee is on any part of the scaffold which extends outward beyond the wheels, casters, or other supports.

**(7)** Platforms shall not extend outward beyond the base supports of the scaffold unless outrigger frames or equivalent devices are used to ensure stability.

**(8)** Where leveling of the scaffold is neces-

sary, screw jacks or equivalent means shall be used.

**(9)** Caster stems and wheel stems shall be pinned or otherwise secured in scaffold legs or adjustment screws.

**(10)** Before a scaffold is moved, each employee on the scaffold shall be made aware of the move.

#### **(x) Repair bracket scaffolds.**

**(1)** Brackets shall be secured in place by at least one wire rope at least 1/2 inch (1.27 cm) in diameter.

**(2)** Each bracket shall be attached to the securing wire rope (or ropes) by a positive locking device capable of preventing the unintentional detachment of the bracket from the rope, or by equivalent means.

**(3)** Each bracket, at the contact point between the supporting structure and the bottom of the bracket, shall be provided with a shoe (heel block or foot) capable of preventing the lateral movement of the bracket.

**(4)** Platforms shall be secured to the brackets in a manner that will prevent the separation of the platforms from the brackets and the movement of the platforms or the brackets on a completed scaffold.

**(5)** When a wire rope is placed around the structure in order to provide a safe anchorage for personal fall arrest systems used by employees erecting or dismantling scaffolds, the wire rope shall meet the requirements of subpart M of this part, but shall be at least 5/16 inch (0.8 cm) in diameter.

**(6)** Each wire rope used for securing brackets in place or as an anchorage for personal fall arrest systems shall be protected from damage due to contact with edges, corners, protrusions, or other discontinuities of the supporting structure or scaffold components.

**(7)** Tensioning of each wire rope used for securing brackets in place or as an anchorage for personal fall arrest systems shall be by means of a turnbuckle at least 1 inch



(2.54 cm) in diameter, or by equivalent means.

**(8)** Each turnbuckle shall be connected to the other end of its rope by use of an eyesplice thimble of a size appropriate to the turnbuckle to which it is attached.

**(9)** U-bolt wire rope clips shall not be used on any wire rope used to secure brackets or to serve as an anchor for personal fall arrest systems.

**(10)** The employer shall ensure that materials shall not be dropped to the outside of the supporting structure.

**(11)** Scaffold erection shall progress in only one direction around any structure.

**(y) Stilts. Stilts, when used, shall be used in accordance with the following requirements:**

**(1)** An employee may wear stilts on a scaffold only if it is a large area scaffold.

**(2)** When an employee is using stilts on a large area scaffold where a guardrail system is used to provide fall protection, the guardrail system shall be increased in height by an amount equal to the height of the stilts being used by the employee.

**(3)** Surfaces on which stilts are used shall be flat and free of pits, holes and obstructions, such as debris, as well as other trip- ping and falling hazards.

**(4)** Stilts shall be properly maintained. Any alteration of the original equipment shall be approved by the manufacturer.

## 1. General Guidelines and Tables

Maximum intended nominal load (lb/ft <sup>2</sup> )	Maximum permissible span
25.....	10
50.....	8
75.....	6

- (a)** Fabricated steel platforms may be used in lieu of steel plates/gratings. Maximum spans for such units shall be as recommended by the manufacturer based on the maximum intended load being calculated as follows

Rated load capacity	Intended load
Light-duty .....	• 25 pounds per square foot applied uniformly over the entire span area
Medium-duty .....	• 50 pounds per square foot applied uniformly over the entire span area.
Heavy-duty .....	• 75 pounds per square foot applied uniformly over the entire span area.
One-person .....	• 250 pounds placed at the center of the span (total 250 pounds).
Two-person .....	• 250 pounds placed 18 inches to the left and right of the center of the span (total 500 pounds).
Three-person .....	• 250 pounds placed at the center of the span and 250 pounds placed 18 inches to the left and right of the center of the span (total 750 pounds).

Note: Platform units used to make scaffold platforms intended for light-duty use shall be capable of supporting at least 25 pounds per square foot applied uniformly over the entire unit-span area, or a 250-pound point load placed on the unit at the center of the span, whichever load produces the greater

shear force.

**(b)** Guardrails shall be as follows:

**(i)** Toprails shall be equivalent in strength to 2 inch by 4 inch lumber; or 1 1/4 inch × 1/8 inch structural angle iron; or 1 inch × .070 inch wall steel tubing; or 1.990 inch × .058 inch wall aluminum tubing.

- (ii) Midrails shall be equivalent in strength to 1 1/4 inch × 1 1/4 inch × 1/8 inch structural angle iron; or  
1 inch × .070 inch wall steel tubing; or  
1.990 inch × .058 inch wall aluminum tubing.
- (iii) Toeboards shall be equivalent in strength to 1 1/4 inch × 1 1/4 inch structural angle iron; or  
1 inch × .070 inch wall steel tubing; or 1.990 inch × .058 inch wall aluminum tubing.
- (iv) Posts shall be equivalent in strength to 1 1/4 inch × 1 1/4 inch × 1/8 inch structural angle

- iron; or  
1 inch × .070 inch wall steel tubing; or  
1.990 inch × .058 inch wall aluminum tubing.
- (v) Distance between posts shall not exceed 8 feet.
- (c) Overhead protection shall consist of 2-inch nominal steel plates
- (d) Screen installed between toeboards and midrails or top rails shall consist of No. 18 gauge U.S. Standard wire one inch mesh.

### Tube and coupler scaffolds.

MINIMUM SIZE OF MEMBERS			
	Light duty	Medium duty	Heavy duty
Maximum intended load .....	25 lbs/ft <sup>2</sup> .....	50 lbs/ft <sup>2</sup> .....	75 lbs/ft <sup>2</sup> .
Posts, runners and braces .....	Nominal 2 in. (1.90 inches) OD steel tube or pipe. ....	Nominal 2 in. (1.90 inches) OD steel tube or pipe. ....	Nominal 2 in. (1.90 inches) OD steel tube or pipe.
Bearers .....	Nominal 2 in. (1.90 inches) OD steel tube or pipe and a maximum post spacing of 4 ft. × 10 ft. ....	Nominal 2 in. (1.90 inches) OD steel tube or pipe and a maximum post spacing of 4 ft. × 7 ft. .... Nominal 2 1/2 in. (2.375 in.) OD steel tube or pipe and a maximum post spacing of 6 ft. × 8 ft. *	Nominal 2 1/2 in. (2.375 in.) OD steel tube or pipe and a maximum post spacing of 6 ft. × 6 ft.
Maximum runners spacing vertically	6 ft. 6 in. ....	6 ft. 6 in. ....	6 ft. 6 in.

\* Bearers shall be installed in the direction of the shorter dimension.

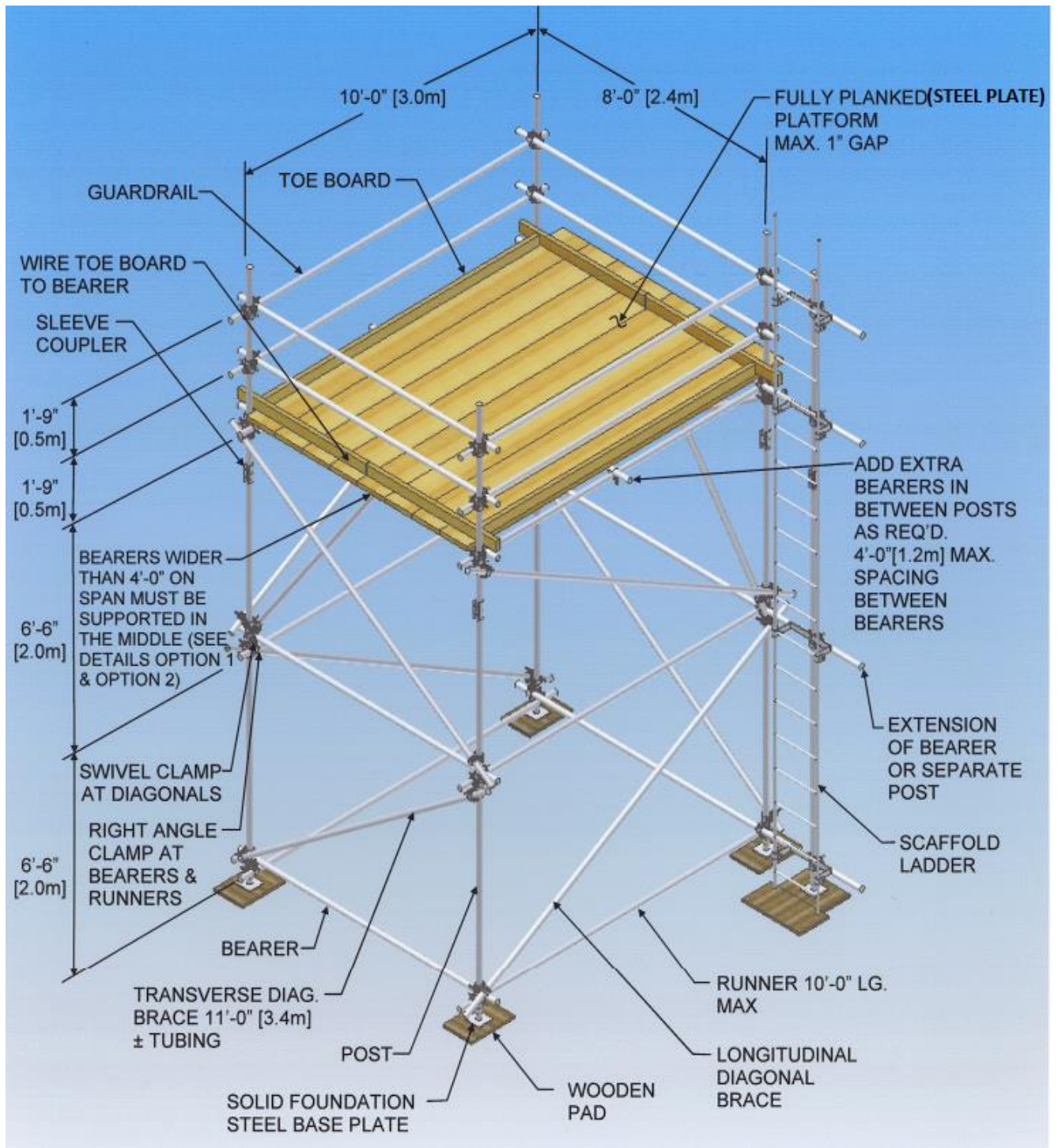
Note: Longitudinal diagonal bracing shall be installed at an angle of 45° (±5°).

MAXIMUM NUMBER OF PLATFORM LEVELS				
	Maximum number of additional platform levels			Maximum height of scaffold (in feet)
	Light duty	Medium duty	Heavy duty	
Number of Working Levels:				
1 .....	16	11	6	125
2 .....	11	1	0	125
3 .....	6	0	0	125
4 .....	1	0	0	125

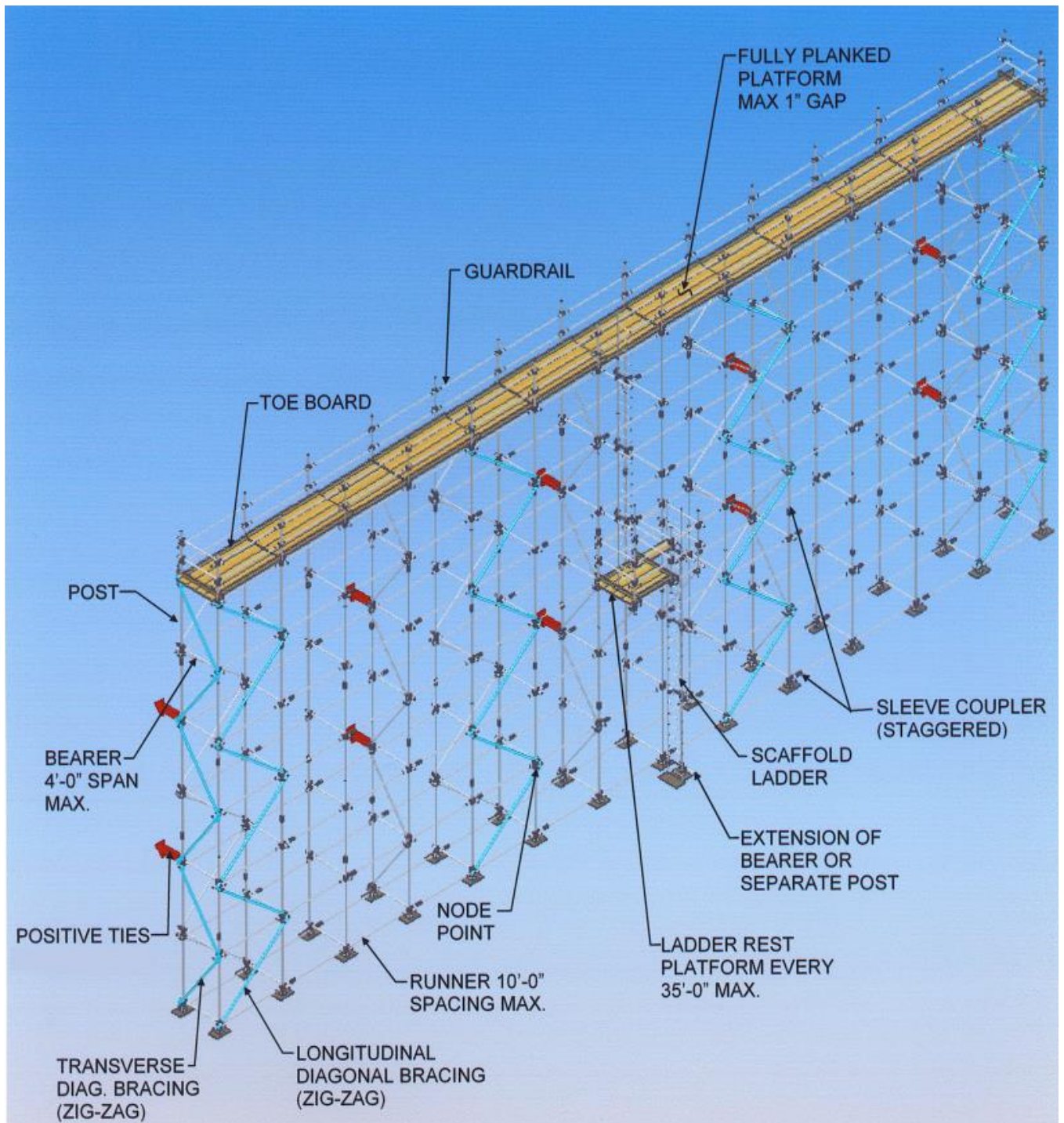


**HINDUSTAN ORGANIC CHEMICALS LIMITED**

**SCAFFOLDING PARTS AND ERECTION PROCEDURE**









Lay out the mudsills at approximate centers and place base plates on them. The bearer is the name for the tube goes across the scaffold that the boards rest on. The runner goes down the length of the scaffold. Lay these out and stand up the first post. Clamp the runner to the post close to the base. Clamp the bearer on at 90 degrees on top of the runner.



After the first post is upright and runner and bearer attached, the scaffold will be self supporting. Next, attach the other posts at predetermined centers. The bearer always goes on top of the runner for a safety clamp backup effect.





After all four posts are attached, measure the scaffold from inside to inside to insure the corner angles are at 90 degrees (square).



It is a good idea to attach a horizontal diagonal at this time to ensure that the scaffold remains square. Make sure the legs are level and plumb as you go.





After ensuring the first level is properly spaced, square, plumb, and level, you may begin the second level. It is best to have the clamp spacing preset on the horizontal tubes by measuring the spacing with a tape measure. Do not exceed 6'6" to this second level.



Attach the second level bearers and runners. Next, attach the diagonals. Swivel clamps are used to attach these at an approximate 45 degree angle from level to level. All four sides should have diagonal bracing attached.



Put the steel plates/gratings for the second level on the bearers. Once the erector climbs to the second level, he will be exposed to a fall hazard and precautions to be taken



Attach a ladder for access to the second level. Install the guardrails, midrails, and toeboards. Secure the steel plates/gratings to the bearer.



The completed scaffold should be square, rigid, properly diagonally braced, ladders should extend at least to top of handrails, work platforms fully covered with steel plates/gratings, toeboards installed, screening attached where required, guardrails & midrails installed, and all other safety measures met.

### PARTS



The right angle clamp attaches tubes at 90 degrees.



The swivel clamp attaches tubes at various angles. It is used for diagonal braces.



Sleeve Coupler



SCAFFOLD CASTERS

5"



5" BASE  
PLATE



SWIVEL  
BASE PLATE



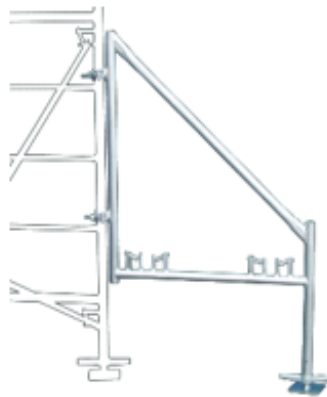
24" EXTENSION  
BASE PLATE



24" SCREW  
JACK W/  
BASE PLATE



24" SCREW  
JACK W/  
SOCKET



Outrigger